

Miele Appliance Overview | October 2025

PRODUCTS

- Ovens
- Coffee Systems
- Ranges
- Range Hoods
- Cooktops
- Hood Fans
- Dishwashers
- Refrigeration
- Laundry
- Professional
- Countertop Coffee Machines
- Floor Care

RESOURCE CENTRE

- Spec Sheets
- Manual / Installation Guide
- CAD Data and BIM Data
- Multi- Residential Packages
- Certified Installation Program
- Miele Experience Centres
- Events / Cooking Classes
- Promotions
- Sustainability
- Customer Support

INSPIRATION

- Why Miele?
- NEW Products
- Design Blog NEW

Introducing New MasterCool
Preserving the taste of nature

LEARN MORE





Navigation Instructions

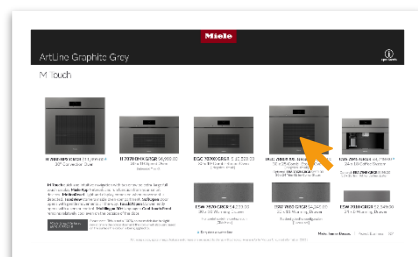
Click the Miele Logo at the top of every page to return to TOC and/or Cover page.

Click here on each page to access Miele's 'Specification Library'

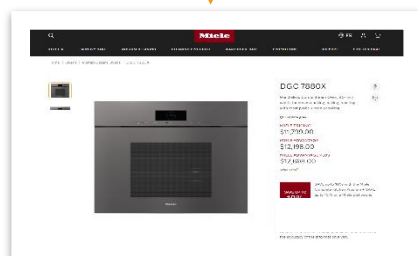


Table of Contents Navigation

In T.O.C. click appliance or description to go to 'Section' or 'Category'

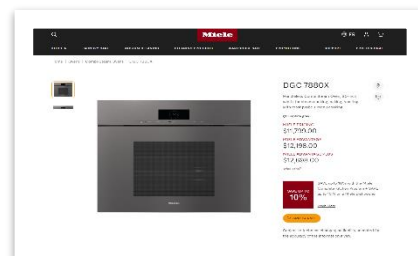


Click on appliance image to open product details page on Miele.ca



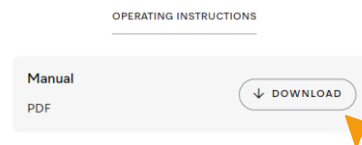
User Manuals

From product details page scroll down to "Downloads, CAD, & apps" click on "Manual"




Scroll to bottom of page to downloads

Downloads, CAD, & apps



Manual Tip: Use the bookmark feature to quickly locate the Installation Specs within the appliance manual.

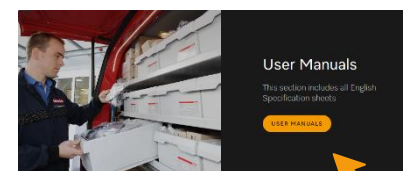


Alternate access to User Manuals

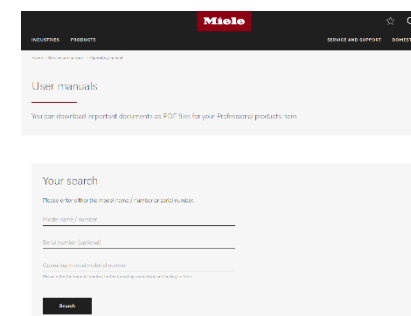
If the Miele User Manual is not available or a discontinued model, go to "Support" located on Miele.ca header and then select "Manuals & Specifications"



Select Manuals & Specifications then scroll to User Manuals



Enter Model Number and scroll down to see results

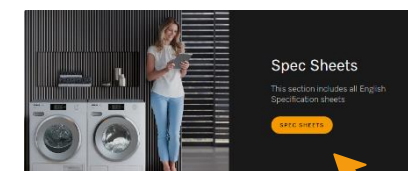


Specification Library

To access "Spec Sheets", go to "Support" located on Miele.ca header and then select "Manuals & Specifications"



Select Manuals & Specifications then scroll to Spec Sheets



Spec sheets provide dimensions, cut-outs, electrical, ventilation, plumbing details etc.




Table of Contents

NEW

Why Miele?



Resource Centre



Design Blog



New Products



Multi-Residential Packages



Design Lines Overview



Handles



Cooking Interface Overview



PureLine



- Details | Trim Kits
- Convection Ovens
- Combi-Steam Ovens | Vac Sealers
- Speed Ovens | Microwaves
- Coffee Systems | Warming Drawers
- Warming Drawers | Configurations

ContourLine



- Details | Trim Kit
- Convection Ovens
- Combi-Steam Ovens | Vac Sealers
- Speed Ovens | Microwaves
- Coffee Systems | Warming Drawers
- Warming Drawers | Configurations

VitroLine Graphite Grey



- Trim Kit
- Convection Oven
- Combi-Steam Ovens
- Speed Oven
- Coffee System
- Warming Drawers

VitroLine Obsidian Black



- Convection Oven
- Combi-Steam Oven
- Speed Oven
- Coffee System
- Warming Drawers
- Vacuum Sealer

ArtLine Graphite Grey



- Trim Kit
- Convection Oven
- Combi-Steam Ovens
- Speed Oven
- Coffee System
- Warming Drawers

ArtLine Matte Black

Limited Edition | Available until December 2025



- Convection Oven
- Combi-Steam Ovens
- Speed Oven
- Coffee System
- Warming Drawers



Ranges, Range
tops & Range
Hoods



30" Ranges



36" Induction Ranges



36" Ranges



48" Ranges



30", 36", 48" Rangetops



Insert Range Hood



Stainless Range Hood



External Blower




Internal Blower



Duct Covers
Back Splash
Back Guard
Accessories



Cooktops &
Hood Fans



Induction



Classic Design



Linear Design



Electric Cooktops
208V | 240V



24" Over | Under



Insert Hood



Retractable Hood



Slot-In Hood



Built-Under Hood



Downdraft System

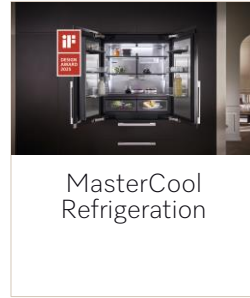
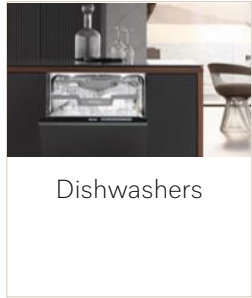


Wall Hood



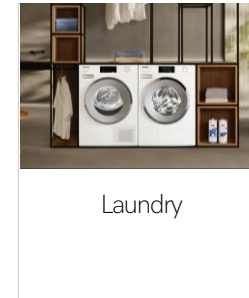



Island Hood

Table of Contents



NEW MasterCool Series



NEW



Why Miele?

Immer Besser | Forever Better since 1899

A leading edge through quality, durability, sustainability... offering perfect results, ultimate convenience, and timeless design.

Our aim is to build long-lasting appliances of the highest quality, using procedures that are both economically and ecologically sound. Our rigorous ambitions will ensure outstanding performance, efficiency and safety, but also have as little impact on the environment as possible, throughout the lifespan of every appliance.

Meeting the expectations of your homeowners

- Miele tests its domestic appliances for a service life of up to 20 years
- Miele manufactures spare parts for 10 years and keeps in stock for up to 15 years after the end of series production (70,000 parts permanently in-stock)
- Miele offers a warranty extension to a total of 10 years as standard
- Remote service for fewer customer service trips. Remote Updates via App
- To buy Miele is to invest in quality and durability. It's good to know that a Miele appliance represents long term value

We make it possible to save energy and water

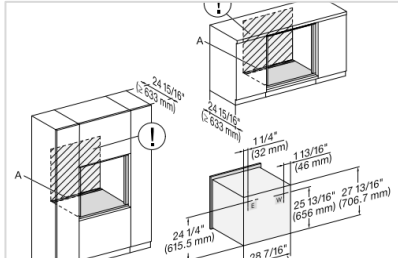
- Reduction of electricity consumption of appliances by more than 55% since the year 2000
- Energy-efficient across all product groups
- EnergyStar and EnergyStar Most Efficient designations across multiple categories
- High energy efficiency also in real use with top performance
- 50% of all development expenditures go to energy and resource issues

Exceptional construction guarantees maximum reliability and durability

- We manufacture at our own plants – with passion
- We have the highest standards in terms of quality and durability. That's why our home appliances are made largely of metal that is not only resilient but also recyclable
- From foundry work and the production of plastic parts to engine development and electronics – we manufacture a large portion of the components for our products in-house
- Before we purchase raw materials, we test them for compatibility and environmental impact. There are continuous quality checks during production and assembly
- We don't do random tests: Before delivery, each appliance is subjected to comprehensive tests – in accordance with our own demands.
- German engineered and tested to the equivalent of 20 years usage.
- No other brand can claim such a strong commitment to quality, reliability and durability.

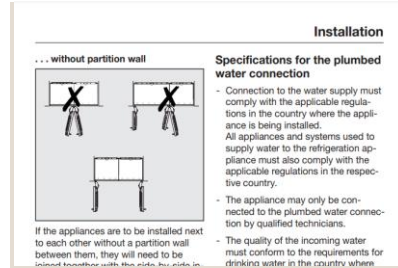
Miele is dedicated to producing the best possible products and services with the least impact on the environment, with the ultimate aim to make them 100% carbon-neutral.

Resource Centre



Spec Sheets

Download our Spec sheets for quick reference to dimensions, cut-outs, plumbing, electrical and ventilation requirements.

[LEARN MORE](#)


User Manual / Installation Guide

Simply enter the model number to download all current and discontinued models.

[LEARN MORE](#)


CAD Data and BIM Data

Central access to download all available CAD Blocks & BIM Files

[LEARN MORE](#)


Multi- Residential Packages

Discover our top recommended packages that will elevate your project.

24"

30"

36"

[LEARN MORE](#)


Certified Installation Program

Feel secure knowing we handle your appliances every step of the way. With the installation of any Miele appliance a two-year warranty is included.

[LEARN MORE](#)


Miele Experience Centres

Experience Miele for yourself in our relaxed and inspiring environment. Enjoy a coffee/tea as we tour our innovative appliances for your project.

[LEARN MORE](#)


Events / Cooking Classes

Designed to inspire! We love to help you discover and learn more about our innovative appliances.

[LEARN MORE](#)



Promotions

Enjoy attractive innovations and promotions!

[LEARN MORE](#)


Sustainability

Our pledges for the planet. Learn about Miele's commitment to our sustainability pledges.

[LEARN MORE](#)


Customer Support

Support that is always there for you. Find the right services for your needs - we'll take care of the rest.


[LEARN MORE](#)

Miele Design Blog

Design inspiration from top Canadian interior designers and industry creatives.

Discover how Miele's seamless integration and innovative craftsmanship bring expert insights and beautifully designed spaces to life.

Blog Production: Maya Dalcourt



New Products | Immer Besser

Always innovating to bring you the best in premium appliances.

Click on image to discover the full lines



DAP Chimney wall hood series
24", 30" 36"



36" Induction Ranges



Professional
MasterLine Dishwasher



Guard Vacuum Series



24" Panel ready
Under counter
wine unit

MasterCool Series 3600 & 3800



French Door Refrigeration



Bottom Mount Refrigeration

Multi-Residential Packages

24 Inch Packages

Our purpose: building tomorrow
Together, we can shape a successful tomorrow.

[CONTACT US](#)

G 5056 SCVi



DAS 2620



H 2455 E
+ KM 6050



KFN 7734 D



G 5051 SCVi
ADA Compliant



DA 2360



H 2455 I
+KM 7020



KFN 7784 D

For over 20 years, Miele Canada's Project Business has been a proud and trusted supplier of premium appliances to the multi-residential sector, catering to esteemed developers, builders, architects, interior designers, and appliance agents. Discover why Miele is the most sought-after partner for premium multi-residential projects across the country.

Multi-Residential Packages

30 Inch Package



G 7156 SCVi



DAS 4720



KM 7730 FR



M 2241 SC



H 2880 BP



KFN 9859 iDE

36 Inch Package



G 7366 SCVi



DA 2390



KM 7740 FR



H 7270 BM



H 7280 BP



KFN 9959 iDE

CONTACT US

For over 20 years, Miele Canada's Project Business has been a proud and trusted supplier of premium appliances to the multi-residential sector, catering to esteemed developers, builders, architects, interior designers, and appliance agents. Discover why Miele is the most sought-after partner for premium multi-residential projects across the country.

Generation 7000 Design Lines

PureLine



ContourLine



VitroLine

Graphite Grey
Available until December 2025



ArtLine

Graphite Grey
Available until December 2025



Obsidian Black



Matte Black

Limited Edition | Available until December 2025



Colour Match Recommendations

Miele Obsidian black
RAL 9005

Miele Graphite Grey
NCS S 7502 B

Please note: These will not be a 100% colour match due to slight deviations in the colour itself and the colour will also vary based on the surface the colour is being applied to.

Handles

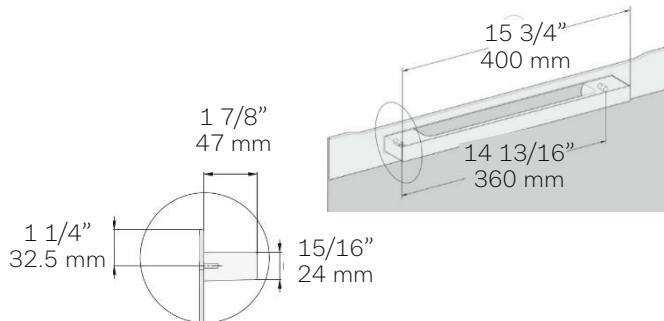
24" PureLine | VitroLine



DS 7000 PureLine
\$219.00



DS 7000 VitroLine GRGR
\$429.00



30" PureLine | VitroLine



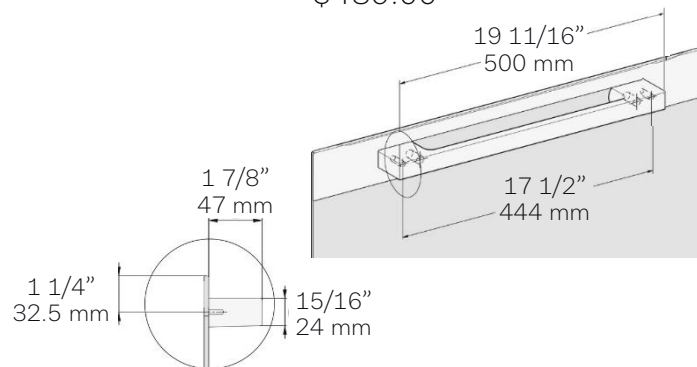
DS 7808 PureLine
\$219.00



DS 7808 VitroLine GRGR
\$489.00



DS 7808 VitroLine OBSW
\$489.00



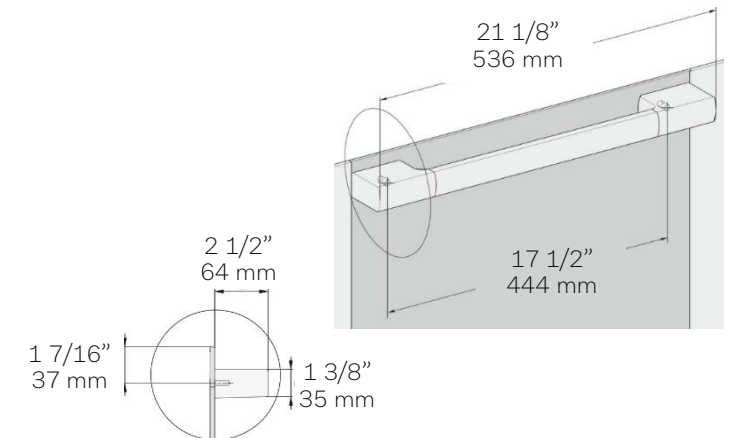
30" ContourLine



DS 7308 ContourLine
\$219.00

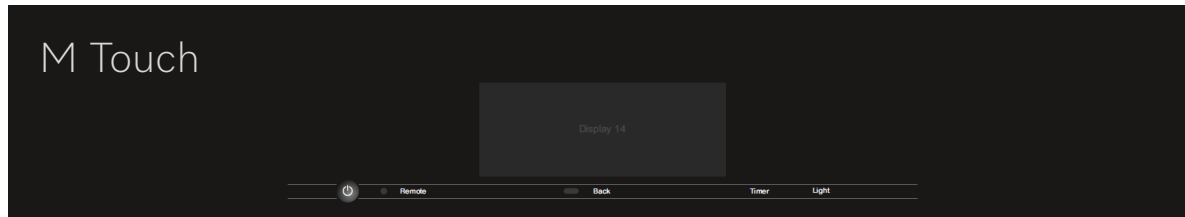


DS 7708 ContourLine Swiveling
\$319.00

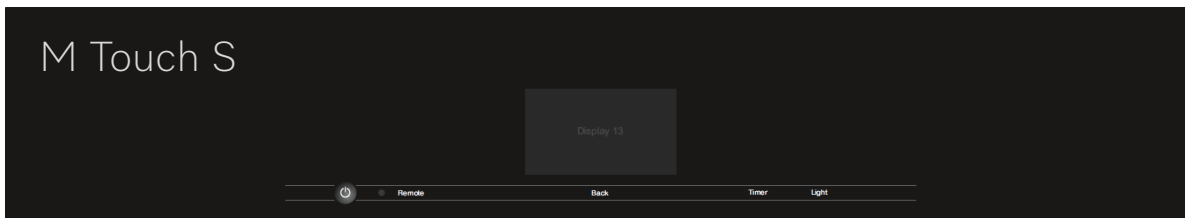


Generation 7000 Oven Interfaces

M Touch



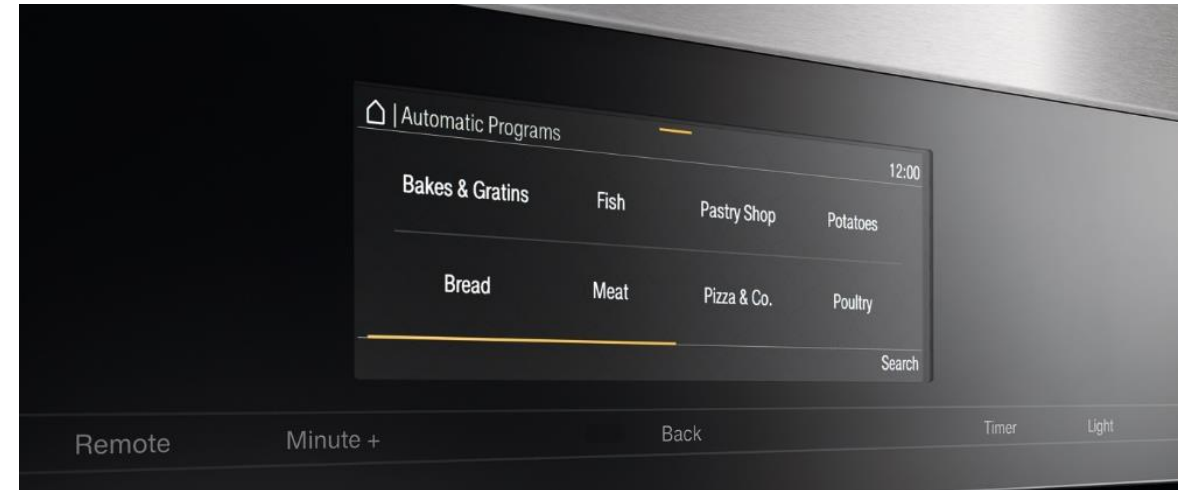
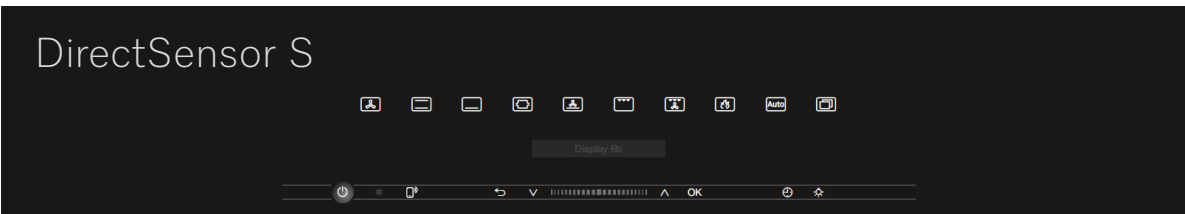
M Touch S



DirectSensor



DirectSensor S



M Touch controls are both easy to operate and navigate. An intuitive swipe of the screen will quickly lead you to your desired selection with the touch of a fingertip.

DirectSensor controls enable options such as the operating mode to be selected directly. Further functions and settings are shown on the four-line, clear text display.

'S' Indicates smaller text display area

EasyControl

Only available in H 2880 BP
30" PureLine Convection oven



Combining Interfaces – M Touch and M Touch S are recommended together and DirectSensor, DirectSensor S and EasyControl are recommend together.



Trim Kit Options



EBA 7848 EDST/CLST \$599.00
30 x 18 Trim Kit



EBA 7868 EDST/CLST \$699.00
30 x 24 Trim Kit



EBA 2248 \$599.00
Microwave 30 x 18 Trim Kit in Black



PureLine offers a modern, contemporary appeal, with its solid handle, low-key stainless-steel trim and a glass front in obsidian black.



PureLine Convection Ovens

M Touch



H 7880 BP \$11,299.00 💧
30" Convection Oven

M Touch S



H 7680 BP \$9,549.00 💧
30" Convection Oven

DirectSensor S



H 7280 BP \$6,949.00
30" Convection Oven

EasyControl



H 2880 BP \$5,949.00
30" Convection Oven



M Touch S Oven
H 7660 BP comes
equipped with a water
intake pipe for the
steam injection
system used with the
Moisture Plus cooking
program



H 7660 BP \$8,049.00
24" Convection Oven

Miele Built-In Ovens are installed
independently of the cooktop and offer
greater installation flexibility; for instance,
they can be positioned at eye level for
ultimate user convenience.

Available in PureLine only
Updates: TwinPower, Pyrolytic self-
cleaning (racks must be removed),
Retractable dials.
Not considered Generation 7000, as
there are fewer programs, No Pyrofit racks,
rails, runners, 2 racks, and no glider.
Intended for Multi-Residential Projects
and entry-level only.

💧 Requires a water line | BP = Self Clean


PureLine Combination-Steam Ovens | Vacuum Sealers

M Touch




DGC 7870 \$10,049.00
30 x 19 Combi-Steam Oven
[Integrated Trim Kit]



DGC 7875 \$10,499.00 
30 x 19 Combi-Steam Oven
[Integrated Trim Kit]



DGC 7845 \$9,349.00 
24 x 18 Combi-Steam Oven



EVS 7010 [5 5/8] \$4,449.00
24 x 6 Vacuum Sealer



EVS 7670 [9 7/8] \$6,399.00
30 x 10 Vacuum Sealer



DGC 7880 XXL \$11,199.00
30 x 25 Combi-Steam Oven
[Integrated Trim Kit]



DGC 7865 XXL \$11,099.00 
24 x 24 Combi-Steam Oven

M Touch S



DGC 7640 \$8,649.00
24 x 18 Combi-Steam Oven

DirectSensor



DGC 7470 \$8,149.00
30 x 19 Combi-Steam Oven
[Integrated Trim Kit]



The 3-in-1 system for maximum variety
The Combi-Steam Oven gives you a steam oven, a convection oven, combined in to one appliance! Thanks to its DualSteam technology, you can cook food evenly and gently. And it really shows its versatility with combination cooking – combining moist and dry heat to ensure outstanding baking and roasting results.

30 x 18 Trim Kit **EBA 7848** \$549.00
30 x 24 Trim Kit **EBA 7868** \$699.00

Details [\[Click Here\]](#)

All DGC codes ending in (5) are plumbed | Requires a water line 

All pricing, codes, specs, images, features and dimensions are subject to change without notice. Always refer to Miele.ca for current information [2025]

PureLine Speed Ovens | Microwaves

M Touch



H 7870 BM \$6,449.00
30 x 19 Speed Oven
[Integrated Trim Kit]

M Touch S



H 7670 BM \$5,999.00
30 x 19 Speed Oven
[Integrated Trim Kit]



H 7640 BM \$5,349.00
24 x 18 Speed Oven

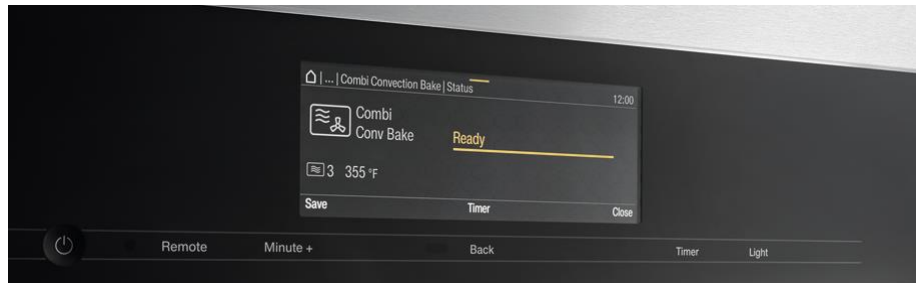
DirectSensor S



H 7270 BM \$5,249.00
30 x 19 Speed Oven
[Integrated Trim Kit]



H 7240 BM \$4,799.00
24 x 18 Speed Oven



Speed Oven

The built-in Speed oven intelligently combines the benefits of two powerful appliances in either a 24" or 30" wide niche: This appliance is a convection oven with a wide variety of functions, at the same time as being a powerful microwave oven.



M 7240 TC \$3,149.00
24 x 18 Microwave
w/ Top Controls



M 2241 SC \$2,249.00
24 x 18 Microwave
w/ Side Controls

30 x 18 Trim Kit [\[Click Here\]](#)
EBA 7848 \$599.00

30 x 18 Trim Kit [\[Click Here\]](#)
EBA 2248 \$599.00

PureLine Built-In Coffee Systems | Warming Drawer

M Touch



CVA 7845 \$8,399.00 💧
24 x 18 Coffee System w/ DirectWater

Equipped with DirectWater (plumbed) but can be switched to manual tank fill if a waterline is not available.

DirectSensor



CVA 7440 \$6,049.00
24 x 18 Coffee System



ESW 7010 [5 5/8] \$2,849.00
24 x 6 Warming Drawer



EBA 7848 EDST/CLST \$599.00
30 x 18 Trim Kit Option

Coffee Connoisseurs

Miele coffee beans are organically grown from the Arabica shrub and harvested in the highlands of south America. The beans are sourced from a fair-trade certified organic coffee cooperative, and then roasted and blended exclusively for Miele by a private German roaster. Available for purchase on 'Shop' Miele.ca
Black Edition: Café Crema, Espresso, Decaf, One For All.



Requires a water line 💧

if Design Award
CVA 7845



Miele CVA 7845 Coffee is prepared freshly ground according to type and the beans that are selected from one of the three separate inner containers. Due to the demand-oriented automatic descaling and cleaning of milk lines and brewing unit via exchangeable cartridges, manual cleaning is no longer necessary. The illuminated, motor-driven spout adapts via sensor control to the cup heights and centrally dispenses the variety of hot beverages. The milk vessel can be inserted and removed in one movement from the front. All tanks and containers are optimized with an ergonomic design and functionality.
This model comes equipped with DirectWater (plumbed) and can be switched to manual tank fill if a waterline is not available.

PureLine Configurations with Warming Drawers & Vacuum Sealer

10" Warming Drawer | 10" Vacuum Sealer [Horizontal]



ESW 7670 [9 7/8] \$3,899.00
30 x 10 Warming Drawer



EVS 7670 [9 7/8] \$6,399.00
30 x 10 Vacuum Sealer

10" Warming drawer and 10" Vacuum Sealer is recommended below all 30 x 19 [18 7/8" tall] appliances and can be combined horizontally with all 30 x 19 lifestyle ovens. (Speed, Combi-steam and Coffee) 30 x 19 Models: DGC 7870, DGC 7875, DGC 7470, H 7870 BM, H 7670 BM, H 7270 BM. **Note: Shelf support is NOT required between the above listed models and the ESW 7670 or EVS 7660.**

11" Warming Drawer [Stacked]



ESW 7680 [10 7/8] \$3,899.00
30 x 11 Warming Drawer




11" Warming drawer is recommended at the bottom of any 30" wide vertical stack.
Note: Shelf support is required between a 30" Convection oven and ESW 7680 warming drawer.

ESW 6380 FB Panel Ready optional [\[Click Here\]](#)

NOT RECOMMENDED:

ALL warming drawers and vacuum sealers placed below any 24 x 18 [17 15/16" tall] appliances with a 30" Trim kit will not line up horizontally with a 30" Convection oven. [See image A for 10" drawers and image B for 11" drawer.]

24 x 18 Models: DGC 7845, DGC 7640, H 7240 BM, H 7240 BM, CVA 7845, CVA 7440, M 7240 TC. [Exception M 2241 SC will work with 11" Drawer ESW 7680 as the interface has side controls with an all-black front]



ContourLine



H 7780 BP

Trim Kit



EBA 2748 \$699.00

Optional Stainless 30 x 19 Trim Kit for
Microwave M 2241 SC

All ContourLine appliances are 30"W.
[Only exception is the 24 x 18 microwave seen above]



ContourLine offers a traditional to transitional appeal, with its ergonomic handle, stainless-steel framing and a glass front in obsidian black.



ContourLine Convection Ovens

M Touch



H 7780 BP \$11,299.00 💧
30" Convection Oven



H 7780 BP 2 \$16,899.00 💧
30 x 51 Double Convection Oven
(Moisture Plus feature in top oven only)

M Touch S



H 7580 BP \$9,549.00 💧
30" Convection Oven

DirectSensor S



H 7180 BP \$6,949.00
30" Convection Oven



Miele Built-In Ovens are installed independently of the cooktop and offer greater installation flexibility; for instance, they can be positioned at eye level for ultimate user convenience.

BP = Self Clean | Requires a water line 💧


ContourLine Combination-Steam Ovens

M Touch



DGC 7770 \$10,049.00
30 x 19 Combi-Steam Oven
[Integrated Trim Kit]



DGC 7775 \$10,499.00 
30 x 19 Combi-Steam Oven
[Integrated Trim Kit]

M Touch S



DGC 7580 \$10,399.00
30 x 25 Combi-Steam Oven
[Integrated Trim Kit]

DirectSensor



DGC 7370 \$8,149.00
30 x 19 Combi-Steam Oven
[Integrated Trim Kit]

The 3-in-1 system for maximum variety

The Combi-Steam Oven gives you a steam oven, a convection oven, combined in to one appliance! Thanks to its DualSteam technology, you can cook food evenly and gently. And it really shows its versatility with combination cooking – combining moist and dry heat to ensure outstanding baking and roasting results.



Automatic Programs

Success guaranteed - intelligent automatic programs. Effortlessly prepare 250 dishes with precision: Guaranteed results with fish, meat, vegetables, baked goods and more.

Menu Cooking

Everything ready at the same time - Automatic menu cooking A complete menu: Temperature, cooking duration and food sequence are automatically determined. Cooking made easy. (M Touch _ M Touch s)

ContourLine Speed Ovens | Microwave

M Touch



H 7770 BM \$6,449.00
30 x 19 Speed Oven
[Integrated Trim Kit]

M Touch S



H 7570 BM \$5,999.00
30 x 19 Speed Oven
[Integrated Trim Kit]

DirectSensor S



H 7170 BM \$5,249.00
30 x 19 Speed Oven
[Integrated Trim Kit]

EasyControl



M 2241 SC \$2,249.00
24 x 18 Microwave w/ Side Controls



Combination modes

For faster preparation, many dishes can be cooked much more quickly by combining a traditional operating mode and the microwave function, depending on the dish you could save up to 40% of your time.

Quick&Gentle

Inverter technology that applies power consistently through the cooking for even better results (speed oven)



EBA 2748 \$699.00
30 x 19 Trim Kit for Microwave

ContourLine Built-In Coffee Systems

M Touch



CVA 7775 \$9,599.00 💧
30 x 19 Coffee System w/ WaterDirect
[Integrated Trim Kit]

Equipped with DirectWater (plumbed) but can be switched to manual tank fill if a waterline is not available.

DirectSensor



CVA 7370 \$7,299.00
30 x 19 Coffee System
[Integrated Trim Kit]



ESW 7570 [9 7/8] \$3,899.00
30 x 10 Warming Drawer

Coffee Connoisseurs

Miele coffee beans are organically grown from the Arabica shrub and harvested in the highlands of south America. The beans are sourced from a fair-trade certified organic coffee cooperative, and then roasted and blended exclusively for Miele by a private German roaster.

Available for purchase on 'Shop' Miele.ca
Black Edition: Café Crema, Espresso, Decaf, One For All.



Miele CVA 7775 Coffee is prepared freshly ground according to type and the beans that are selected from one of the three separate inner containers. Due to the demand-oriented automatic descaling and cleaning of milk lines and brewing unit via exchangeable cartridges, manual cleaning is no longer necessary. The illuminated, motor-driven spout adapts via sensor control to the cup heights and centrally dispenses the variety of hot beverages. The milk vessel can be inserted and removed in one movement from the front. All tanks and containers are optimized with an ergonomic design and functionality. **This model comes equipped with DirectWater (plumbed) and can be switched to manual tank fill if a waterline is not available.**

ContourLine Configurations with Warming Drawers

10" Warming Drawer [Horizontal & Cube]



10" Warming drawer is recommended below all 18 7/8" tall appliance and can be combined horizontally with all 30" convection ovens. It works with ALL ContourLine Lifestyle appliances 30 x 19 - Speed (BM), Combi-Steam (DGC) Coffee system (CVA)

Note: Shelf support is NOT required between the above listed models and the ESW 7570.

Combining Interfaces – M Touch and M Touch S are recommended together and DirectSensor, DirectSensor S and EasyControl are recommend together.

11" Warming Drawer [Stacked]



11" Warming drawer is recommended at the bottom of any 30" wide vertical stack.
Note: Shelf support IS required between a 30" Convection oven and ESW 7580 warming drawer.

Panel Ready



ESW 6380 FB \$3,499.00
30 x 10 3/4 Warming Drawer

Recommended in a vertical stack with shelf support or independent of other appliances. Handle required.

VitroLine



VitroLine underlines its reserved and integrating style with a handle design that is integrated with the appliance colour.



VitroLine Graphite Grey [GRGR]

M Touch

Available until December 2025



H 7880 BP GRGR \$11,699.00 💧
30" Convection Oven



H 7870 BM GRGR \$6,799.00
30 x 19 Speed Oven
[Integrated Trim Kit]




DGC 7870 GRGR \$ 10,399.00
30 x 19 Combination-Steam Oven
[Integrated Trim Kit]



DGC 7860 XXL GRGR \$10,999.00
24 x 24 Combination-Steam Oven
Optional: **EBA 7868 GRGR** \$699.00
30 x 24 Trim Kit for Comb-Steam




CVA 7845 GRGR \$8,749.00 💧
24 x 18 Coffee System
Optional: **EBA 7848 GRGR** \$599.00
30 x 18 Trim Kit for Coffee System



ESW 7680 GRGR \$4,249.00
30 x 11 Warming Drawer

Stacked guideline configuration
[Click Here]



ESW 7670 GRGR \$4,299.00
30 x 10 Warming Drawer

Horizontal guideline configuration
[Click Here]

M Touch 30" Convection Oven: Quick and intuitive navigation with tap or swipe extra-large full-touch display **Miele App** Network and run function from your smart devices. **MotionReact** Light and display comes on when movement is detected. **FoodView** Camera inside oven compartment. **SoftOpen** Door opens with gentle movements all the way. **Multilingual** 30+ languages **Cool-touch Front** remains relatively cool even on the outside of the door.




ESW 7010 GRGR \$2,849.00
24 x 6 Warming Drawer

Requires a water line 💧

VitroLine Obsidian Black Collection

M Touch



H 7880 BP \$11,699.00 
30" Convection Oven



H 7870 BM \$6,799.00
30 x 19 Speed Oven
[Integrated Trim Kit]



DGC 7880 XXL \$ 10,399.00
30 x 24 Combination-Steam Oven
[Integrated Trim Kit]



DGC 7870 \$ 10,399.00
30 x 19 Combination-Steam Oven
[Integrated Trim Kit]



CVA 7875 OBSW \$9,599.00
30 x 19 Coffee System
[Integrated Trim Kit]



ESW 7680 \$4,249.00
30 x 11 Warming Drawer

Stacked guideline configuration
[Click Here]



ESW 7670 \$4,299.00
30 x 10 Warming Drawer

Horizontal guideline configuration
[Click Here]




EVS 7670 \$6,399.00
30 x 10 Vacuum Sealer

Horizontal guideline configuration
[Click Here]

Requires a water line 

ArtLine

ArtLine with its minimalistic approach offers an intuitive touch operation, with a handleless design.



SoftOpen: gently effective

SoftOpen ensures that the door opens gently until it has moved into its final position. The opening mechanism of a kitchen appliance has never been so well executed.



Generation 7000 ArtLine is characterized by handleless glass front panels in graphite grey. Completely flush-mounted with a touch function opens the door gently and effectively. Miele-exclusive technological integrates features like; 'TasteControl', which automatically opens the oven door once cooking is finished to rapidly cool it and 'FoodView', an in-oven camera that can be followed on the Miele app, where users can also remotely adjust multiple functions.

ArtLine Graphite Grey

M Touch

Graphite Grey available until December 2025
[Artline Obsidian Black arriving in 2026]



H 7880 BPX GRGR \$11,899.00 💧
30" Convection Oven



H 7870 BMX GRGR \$6,999.00
30 x 19 Speed Oven
[Integrated Trim Kit]



DGC 7870X GRGR \$ 10,599.00
30 x 19 Combi-Steam Oven
[Integrated Trim Kit]




DGC 7880X XXL GRGR \$11,799.00
30 x 25 Combi-Steam Oven
[Integrated Trim Kit]

Optional: **EBA 7868 GRGR** \$599.00
30 x 24 Trim Kit for Comb-Steam




CVA 7845 GRGR \$8,749.00 💧
24 x 18 Coffee System

Optional: **EBA 7848 GRGR** \$599.00
30 x 18 Trim Kit for Coffee System



ESW 7680 GRGR \$4,249.00
30 x 11 Warming Drawer

Stacked guideline configuration
[Click Here]



ESW 7670 GRGR \$4,299.00
30 x 10 Warming Drawer

Horizontal guideline configuration
[Click Here]



ESW 7010 GRGR \$2,849.00
24 x 6 Warming Drawer

💧 Requires a water line

ArtLine Obsidian Black Matte 125 Edition

M Touch

Limited Edition | Available until December 2025



H 7880 BPX OBSW Matte \$11,899.00 
30" Convection Oven



H 7870 BMX OBSW Matte \$6,999.00
30 x 19 Speed Oven
[Integrated Trim Kit]




DGC 7870X OBSW Matte \$10,599.00
30 x 19 Combi-Steam Oven
[Integrated Trim Kit]



DGC 7880X XXL OBSW Matte \$11,799.00
30 x 25 Combi-Steam Oven
[Integrated Trim Kit]



CVA 7875 OBSW Matte \$9,799.00 
30 x 19 Coffee System
[Integrated Trim Kit]



ESW 7680 OBSW Matte \$4,249.00
30 x 11 Warming Drawer

Stacked guideline configuration
[\[Click Here\]](#)



ESW 7670 OBSW Matte \$4,299.00
30 x 10 Warming Drawer

Horizontal guideline configuration
[\[Click Here\]](#)



EVS 7670 OBSW Matte \$6,399.00
Vacuum Sealer

Horizontal guideline configuration
[\[Click Here\]](#)

 Requires a water line


Range Collection



ContourLine 30" Ranges | Induction | Gas | Electric

M Touch

● 12,500 ● 19,500



Total BTU Output 71,000




HR 1622-3 I \$13,599.00
30" Induction w/ M Touch

HR 1924-3 G DF \$13,049.00
30" 4 Burner w/ M Touch Dual Fuel
(Available in LP)

EasyControl

● 12,500 ● 19,500



Total BTU Output 71,000

Total BTU Output 71,000



HR 1422-3 I \$11,599.00
30" Induction EasyControl
208V or 240V

HR 1421-3 E \$9,599.00
30" Electric EasyControl
208V or 240V

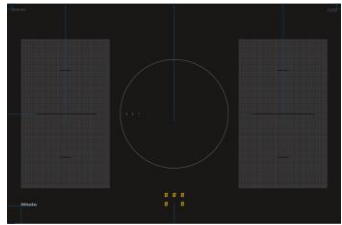
HR 1124-3 G AG \$11,899.00
30" 4 Burner All Gas
(Available until December 2025 G + LP)


HR 1724-3 G DF \$11,899.00
30" 4 Burner Dual Fuel

NEW ContourLine 36" Induction Ranges

M Touch

EasyControl



HR 1632-3I \$16,999.00 
36" 5 Zone Induction with M Touch Oven

Cooktop

- 2 Power Flex Zones
- 1 round cooking zone
- 3700W with single Booster and 7400W w/ TwinBooster

Oven

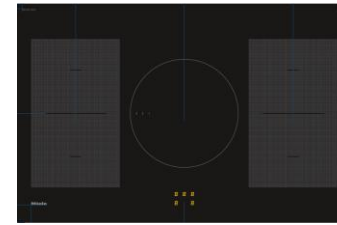
- Basic operating modes
- Additional modes: Moisture Plus, Automatic Programs, Crisp Function
- True European convection with TwinPower fans
- Soft Open/Soft Close
- 5,76 cft (163l) usable volume
- 6 rack levels
- Pyrolytic Cleaning

Accessories

- 1 universal tray
- 1 standard PyroFit rack
- 1 PyroFit rack with integrated glide rails

Technical Data

- NEMA 14-50 Plug
- Fuse rating 50A



HR 1432-3I \$13,999.00
36" 5 Zone Induction with Easy Control

Cooktop

- 2 Power Flex Zones
- 1 round cooking zone
- 3700W with single Booster and 7400W w/ TwinBooster

Oven

- Basic operating modes
- True European convection with TwinPower fans
- Soft Open/Soft Close
- 5,76 cft (163l) usable volume
- 6 rack levels
- Pyrolytic Cleaning

Accessories

- 1 universal tray
- 1 standard PyroFit rack
- 1 PyroFit rack with integrated glide rails

Technical Data

- NEMA 14-50 Plug
- Fuse rating 50A

ContourLine 36" Range | Dual Fuel | Gas

M Touch

● 12,500 ● 13,600 ● 19,500

EasyControl

● 8,000 ● 9,000 ● 19,500

(Available until December 2025 G + LP)



Total BTU Output 98,200




Total BTU Output 84,100




Total BTU Output 78,100



Total BTU Output 84,500



Total BTU Output 75,000



Total BTU Output 69,000



HR 1934-3 G DF \$15,499.00
36" 6 Burner Gas | Dual Fuel
(Available in LP)



HR 1935-3 G DF GR \$16,699.00
36" 4 Burner + Grill | Dual Fuel



HR 1936-3 G DF GD \$16,699.00
36" 4 Burner + Griddle | Dual Fuel
(Available in LP)



HR 1134-3 G AG \$13,049.00
36" 6 Burner | All Gas
(Available in LP)



HR 1135-3 G AG GR \$14,249.00
36" 4 Burner + Grill | All Gas




HR 1136-3 G AG GD \$14,249.00
36" 4 Burner + Griddle | All Gas
(Available in LP)

● Requires a water line

48" ContourLine Range | Culinary Cooking Center

M Touch

● 10,000 ● 13,600 ● 19,500



Total BTU Output 125,200



HR 1954-3 G DF \$24,949.00 💧
48" 8 Burner | Dual Fuel [LP option]



Total BTU Output 111,100



HR 1955-3 G DF GR \$26,149.00 💧
48" 6 Burner + Grill | Dual Fuel

💧 Requires a water line



Total BTU Output 105,100



HR 1956-3 G DF GD \$26,149.00 💧
48" 6 Burner + Griddle | Dual Fuel [LP option]

Gas Rangetops




KMR 1124-3 G \$6,049.00
30" 4 Burner | 71,000 BTU's



M Pro Dual Stacked burners have incredibly high BTU output with True Simmer control that offers precision cooking for limitless results.
Direct control - Backlit Precision Knobs
Easy cleaning - dishwasher-safe ComfortClean grates
Convenient and safe - automatic re-ignition for all burners
Cast iron pot rests (matt black enamelled)

 10,000  12,500  13,600  19,500



TrueSimmer



Stacked Burners



KMR 1134-3 G \$7,249.00
36" 6 Burner | 98,200 BTU's



KMR 1135-3 G \$8,549.00
36" 4 Burner + Grill | 84,100 BTU's



KMR 1136-3 GD \$8,549.00
36" 4 Burner + Griddle | 78,100 BTU's



KMR 1354-3 G \$8,549.00
48" 8 Burner | 125,200 BTU's



KMR 1355-3 G \$9,699.00
48" 6 Burner + Grill | 111,100 BTU's



KMR 1356-3 G GD \$9,699.00
48" 6 Burner + Griddle | 105,100 BTU's

Range Hoods | Inserts | Blowers



Duct Covers and blowers are sold separately



DAR 1220-3 \$3,499.00
30" Hood w/10" Duct | 700 or 1100 CFM



DAR 1230-3 \$3,749.00
36" Hood w/ 10" Duct | 700 or 1100 CFM



DAR 1250-3 \$3,949.00
48" Hood w/ 10" Duct | 1100 CFM



DAR 1130 \$2,799.00
36" Hood w/ 10" Duct | 700 or 1100 CFM



DAR 1150 \$2,999.00
48" Hood w/10" Duct | 1100 CFM

Blowers are sold separately

Recessed knob controls, Dishwasher-safe stainless steel baffle filters, 4 Fan speeds including Intensive, Hood interior with CleanCover, LED ClearView lighting, Auto-Vent safety sensor

Internal Blowers



DRIB XL \$1,519.00
700 CFM | 10" duct
w/ 8" reducing collar
[30" or 36" Units]



DRIB XXL \$1,619.00
1100 CFM | 10" Duct
[30",36",48", 60"Units]

External Blowers



DREB XL \$1,949.00
700 CFM | 10" duct
w/ 8" reducing collar
[30" or 36" Units]



DREB XXL \$2,049.00
1100 CFM | 10" Duct
[30",36",48", 60" Units]

Blowers are required for Range Hoods | Sold separately from hoods

Range | Range Hood Accessories

BACKGUARD



12" or 20"H
(305 or 508)

30", 36", 48" W x 12" or 20"H

Highly recommended for AG ranges due to the potential of scorching delicate materials when using self-cleaning mode

DUCT COVER



6"H
(152)

30", 36", 48", 60" W
X 6", 12", 18", 24" H

RECIRCULATION KIT

30", 36"

Electric or
Induction Only



NICHE CLADDING



40"H
(1016)

30", 36", 48" W



REAR VENTING KIT
DRRV 1200 Series
[Range Hoods]

ACCESSORIES



Wok ring

Cover
RGGC 1000

Telescopic Rack



Cooktops | Electric | Induction | Gas




Induction Cooktops


Framed [FR]



KM 7720 FR \$3,899.00 | 3 Zones, SmartSelect
24" Induction Cooktop | 208/240V, 40A

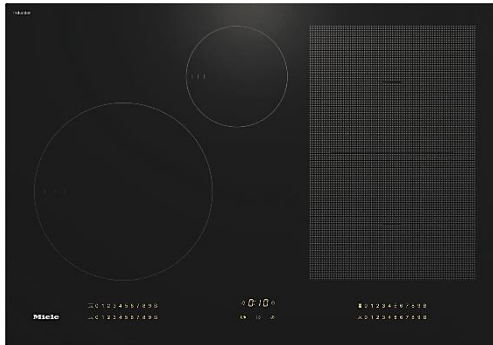


KM 7730 FR \$4,499.00 | 4 Zones, SmartSelect
30" Induction Cooktop | 208/240V, 40A




KM 7740 FR \$5,499.00 | 5 Zones, SmartSelect
36" Induction Cooktop | 208/240V, 50A

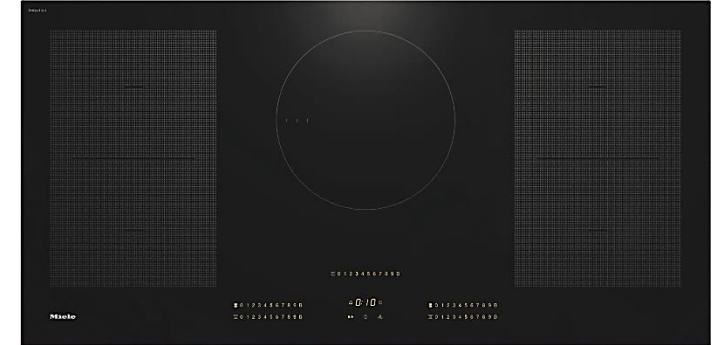
Frameless [FL]



KM 7735 FL \$5,499.00 | 4 Zones, SmartSelect, PowerFlex
30" Induction Cooktop | 208/240V



KM 7745 FL \$6,499.00 | 6 Zones, SmartSelect, PowerFlex
36" Induction Cooktop | 208/240V



KM 7755 FL \$6,999.00 | 5 Zones, SmartSelect, PowerFlex
42" Induction Cooktop | 208/240V

Gas Cooktops | Classic Design



Economy Burner 3,800 BTU
Normal Burner x 2 5,500 BTU
Wok Burner (Front Left) 11,300 BTU
Total Maximum BTU Output 26,100 BTU

KM 2012 G \$2,199.00
26" 4 Burner w/ 1 Single Wok



Economy Burner 3,800 BTU
Normal Burner x 2 5,500 BTU
Power Burner 8,600 BTU
Wok Burner 11,300 BTU
Total Maximum BTU Output 34,700 BTU

KM 2032 G \$2,899.00
30" 5 Burner w/ 1 single Wok



Small Burner 3,500 BTU
Regular Burner 6,200 BTU
Power Burner 8,900 BTU
Wok Burner 12,000 BTU
Total Maximum BTU Output 36,800 BTU

KM 2050 G \$3,149.00
36" 5 Burner w/ 1 single Wok



Auxiliary Burner 3,900 BTU
Normal Burner 5,900 BTU
High-speed Burner 9,800 BTU
Double-Insert Super Burner 13,000 BTU
Total Maximum BTU Output 38,500 BTU

KM 2355 G \$3,749.00
36" 5 Burner, 1 dual Wok

Flush Fit Installation (optional), Dishwasher safe ComfortClean Grates



KM 2355 G

Features

Stainless steel trough, Premium enamelled cast-iron grates, Cast iron pot rests (matt black enamelled) PerfectClean Burners, Electronic ignition w/ single-hand operation, Safety switch-off, GasStop, GasStop & Restart. All grates are dishwasher safe.

Features vary by model, consult Miele.ca for specific features for each model.



Wok Ring included with cooktops that have wok burner(s)

Gas Cooktops | Linear Design



KM 3465 G \$3,249.00
30" 4 Burner, 1 dual Wok.

High-Speed Burner (2) 9,000 BTU
Super Burner (1) 12,000 BTU
Wok Burner (Front Left) (1) 15,300 BTU
Total Maximum BTU Output 45,300 BTU



KM 3475 G \$3,849.00
36" 5 Burner w/ 2 dual Woks.

High-Speed Burner (2) 9,000 BTU
Super Burner (1) 12,000 BTU
Wok Burner (2) 15,300 BTU
Total Maximum BTU Output 60,600 BTU



KM 3485 G \$4,049.00
42" 6 Burner w/ 2 dual woks.

Normal Burner (2) 9,000 BTU
Fast Burner (2) 12,000 BTU
Wok Burner (Left) (1) 15,300 BTU
Wok Burner (Right) (1) 16,500 BTU
Total Maximum BTU Output 73,800 BTU



Stainless steel trough, Premium enamelled cast-iron grates, Cast iron pot rests (matt black enamelled)
PerfectClean Burners, Electronic ignition w/ single-hand operation, Safety switch-off, GasStop, GasStop & Restart. All grates are dishwasher safe.

Features vary by model, consult Miele.ca for specific features for each model.




Wok Ring included with cooktops that have wok burner(s)




Electric Cooktops 208V


KnobControls 208V



KM 5621 \$1,999.00
24" 4 Zone Cooktop



KM 5624 \$2,349.00
30" 4 Zone Cooktop




KM 5627 \$2,699.00
36" 5 Zone Cooktop

Features


208V or 240V

Direct Control Plus or Knob Controls, Easy to clean ceramic glass, Stop & Go function, Minute minder, Safety switch-off, Auto heat-up, Lock function, System lock, Fault monitoring, Integrated cooling fan, Overheating protection, Residual heat indicator. **Features vary by model, consult Miele.ca for specific features for each model.**

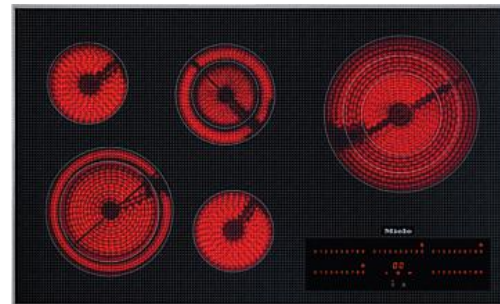
DirectControls 208V




KM 5820 \$2,599.00
24" 3 Zone Cooktop 208 V
(208V Special Order only)



KM 5840 \$2,899.00
30" 4 Zone Cooktop




KM 5860 \$3,249.00
36" 5 Zone Cooktop




KM 5880 \$3,849.00
42" 5 Zone Cooktop

Electric Cooktops 240V


KnobControls 240V



KM 5621 \$1,999.00
24" 4 Zone Cooktop



KM 5624 \$2,349.00
30" 4 Zone Cooktop



KM 5627 \$2,699.00
36" 5 Zone Cooktop


Features

208V or 240V

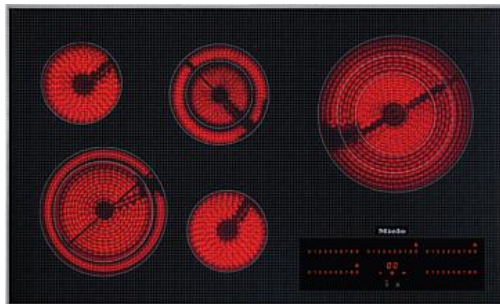
Direct Control Plus or Knob Controls,
Easy to clean ceramic glass, Stop & Go
function, Minute minder, Safety switch-off,
Auto heat-up, Lock function, System lock,
Fault monitoring, Integrated cooling fan,
Overheating protection, Residual heat
indicator.

Features vary by model, consult Miele.ca for
specific features for each model.


DirectControls 240V



KM 5840 \$2,899.00
30" 4 Zone Cooktop



KM 5860 \$3,249.00
36" 5 Zone Cooktop



KM 5880 \$3,849.00
42" 5 Zone Cooktop

24" Cooktop + 24" Oven Combo

EasyControl



23 7/16"W (596)

H 2455 B 208V \$4,299.00

EasyControl with PureLine handle, 8 operating modes, Temperature display, Recommended temperature, Halogen Light, Auto heat up, PerfectClean interior, Clean Glass door, 208V/ or 240V


H 2455 B 240V \$4,299.00



EasyControl | Over Under Combo Units



208V



H 2455 E | KM 6050 | 208V \$4,749.00
24" PureLine EasyControl Oven + Electric Cooktop



240V



H 2455 E | KM 6050 | 240V \$4,749.00
24" PureLine EasyControl Oven + Electric Cooktop



208V



H 2455 I | KM 7020 | 208V \$5,949.00
24" PureLine EasyControl Oven + Induction Cooktop



240V



H 2455 E | KM 7020 | 240V \$5,949.00
24" PureLine EasyControl Oven + Induction Cooktop

Insert Hoods




DA 2360 \$1,649.00
24" Insert Hood Fan | 6" Duct | 483 CFM
(Shallow depth 11 11/16" | 297mm)





DA 2390 \$2,749.00
35" Insert Hood Fan | 6" Duct | 500 CFM
(Shallow depth 11 13/16" | 300mm)



DA 2588 \$2,349.00 
32" Insert Hood Fan | 6" Duct | 500 CFM
(Depth 15 13/16" | 402mm)



DA 2518 \$3,149.00 
44" Insert Hood Fan | 6" Duct | 500 CFM
(Depth 15 13/16" | 402mm)

 **Con@ctivity** is the communication between Miele appliances. All Miele Induction cooktops (excluding Ranges) and many Miele ventilation hood models communicate by Wi-Fi, allowing the hood to automatically turn on its lighting system and adjust the power level. This ensures that the appliance responds to the anticipated level of cooking vapors at an early stage, creating an ideal room climate.



Electronic controls, LED lighting, Con@ctivity, Miele@home, WiFi@Conn@ct, Acoustic Package, Run-on time 5/15 min., 10 ply stainless steel grease filter, Grease filter indicator, 3 Power levels + 1 Booster level, Clean Cover (canopy interior), Dishwasher safe filters, Dual action fan, Automatic switch-off feature (after 10 hours)

Features vary by model, consult Miele.ca for specific features for each model.

Slimline Retractable Visor Hood Fan




Optional accessory:
DML 2000 Panel Installation Kit \$49.99




DAS 2620 \$2,049.00
24" Slimline Retractable Visor Hood Fan
6" Duct | 327 CFM



DAS 4720 \$2,149.00 
30" Slimline Retractable Visor Hood Fan
6" Duct | 498 CFM



DAS 4920 \$2,249.00 
36" Slimline Retractable Visor Hood Fan
6" Duct | 498 CFM



 **Con@ctivity:** Learn more on page 52

Tilt-Out Hood (Slot-in) | Built-under Hoods



DA 186 \$1,599.00
24" Tilt-out Hood Fan
6" Duct | 330 CFM



DA 188 \$1,699.00
30" Tilt-out Hood Fan
6" Duct | 330 CFM



DA 189 \$1,799.00
36" Tilt-out Hood Fan
6" Duct | 330 CFM



DA 1260 \$1,299.00
24" Built-under Hood Fan
6" Duct | 320 CFM



DA 1280 \$1,399.00
30" Built-under Hood Fan
6" Duct | 320 CFM

Downdraft Systems



Electronic controls, LED lighting, 10 ply stainless steel grease filters, Dishwasher safe filters, 3 Power levels + 1 Booster level, Dual action fan, Run-on time 15 min, Automatic switch-off feature (after 10 hours) Single pane tempered glass (Recommended for Island applications due to do required depth)



DAG 600 \$539.00
Internal Blower



DAG 1000 \$1,619.00
External Blower



DA 6881 D \$3,599.00
30" Downdraft Fan & Blower
6" Duct | 425 CFM
[Blower sold separately]



DA 6891 D \$3,649.00
36" Downdraft Fan & Blower
6" Duct | 425 CFM
[Blower sold separately]

Hood Fans | Wall Mount

Features

NEXT STEP | PURISTIC CANTO | PURISTIC EDITION 6000


Electronic controls, LED lighting, Con@ctivity, Miele@home, WiFi@Conn@ct, Eco Motor, Acoustic Package, Run-on time 5/15 min., 10 ply stainless steel grease filter, Grease filter indicator, 3 Power levels + 1 Booster level, Clean Cover (canopy interior), Dishwasher safe filters, Single pane tempered glass, Dual action fan, Telescopic chimney, Automatic switch-off feature (after 10 hours) Optional recirculating with charcoal filter (grill stack exposed) Hood Extensions for higher ceilings – DA, PUR, & DAP models. [6" Duct | 489 CFM]

Features vary by model, consult Miele.ca for specific features for each model.



Vented
28" (710)
-
40 5/8" (1,030)

DA 6698 W \$6,049.00 36" Chimney Hood



DAP 1627 W \$1,499
24" Chimney Hood



DAP 1727 W \$1,699
30" Chimney Hood



DAP 1927 W \$1,799
36" Chimney Hood



Vented
27 (685)
-
39 5/8" (1005)

PUR 68 W \$2,149.00
24" Chimney Hood



PUR 88 W \$2,299.00
30" Chimney Hood




PUR 98 W \$2,499.00
36" Chimney Hood

Features

PUR HOOD & TRAPIZIOD HOOD

Electronic controls, LED lighting, 10 ply stainless steel grease filter, 3 Power levels + 1 Booster level, Clean Cover (canopy interior), dishwasher safe filters, Dual action fan, Telescopic chimney, Automatic switch-off feature (after 10 hours)



Vented
27 3/8" (693)
-
40" (1,015)

DA 399-7 W \$3,049.00
36" Chimney Hood



30" (760)
OR
39 3/8" (1000)

DATK1-760 \$329.00
DATK2-1000 \$379.00
(For DA, PUR & DAP hoods)

Hood Fans | Island Mount



Vented
38 1/4" (970)
50" (1,270)

PUR 98 D \$4,899.00
36" Chimney Hood

[Excluded from all @ features]

Features

Electronic controls, LED lighting, Con@ctivity, Miele@home, WiFi@Conn@ct, Acoustic Package, Run-on time 5/15 min., 10 ply stainless steel grease filter, Grease filter indicator, Eco Motor, 3 Power levels + 1 Booster level, Clean Cover (canopy interior), Dishwasher safe filters, Single pane tempered glass, Dual action fan, Telescopic chimney, Automatic switch-off feature (after 10 hours)
Features vary by model, consult Miele.ca for specific features for each model.

[6" Duct | 507 CFM]



Vented
27 7/8" (705)
39 5/8" (1,005)

DA 6698 D \$7,249.00
36" Chimney Hood



PURISTIC EDITION 6000
Touch on glass controls



47 1/4" (1200)

PURISTIC VARIA | DA 4248 V D
W/ Motorized height adjustment of 12"



Vented
29 3/4" (755)
41 1/4" (1,045)

DA 4248 V D \$7,849.00
42" Motorized Chimney Hood

6" Duct | 489 CFM

Dishwashers



ENERGY STAR Most Efficient 2025



Over 20 years, dishwashers save approximately 600,000L of water compared to washing dishes by hand, so having a dishwasher is good for the planet and good for your hands.



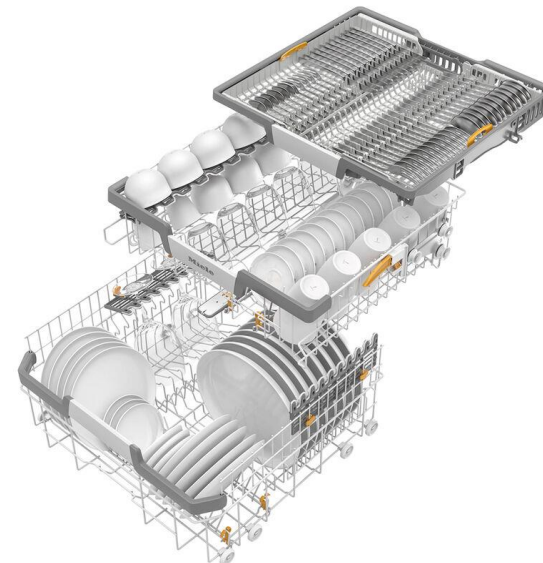
Pre-finished



Integrated



Fully Integrated



Cutlery Basket



MultiFlex Sliding Cutlery Tray

Dishwashers



ENERGY STAR Most Efficient 2025

In the last 20 years, we've significantly reduced the energy consumption of our dishwashers, resulting in the highest ratings for the G 7000 series.

Tested to last for 20 years of use² and 5,600 washing cycles, these appliances are your true partners in shine.



Dream team of clean

With the integrated AutoDos system and the PowerDisk, G 7000 AutoDos dishwashers automatically dispense the right amount of detergent at the right time.

This dynamic duo takes care of everything and lasts for up to 20 washing cycles¹. Set it and go – for superior cleaning results.



Load it your way

A new adjustable basket design makes loading easier for dishes of all shapes and sizes.

The FlexCare holder ensures your wine glasses and reusable bottles are safe, while the XL-Assist clip prevents larger items from blocking others. Whoever loads it, will love it.

¹In Eco-Program ²During the development phase of the G7000 dishwasher series, Miele tested models and core components in 5,600 dishwashing cycles (= 280 dishwashing cycles per year for 20 years) in various programs. More info on miele.com/20years

Dishwashers | 5000 Series



G 5006 U CLST \$1,949.00



G 5006 U BRW \$1,799.00



G 5006 SCU CLST \$2,149.00



G 5006 SCU BRW \$1,999.00



G 5006 SCU OBS \$1,999.00



G 5051 SCVi \$2,549.00 (ADA)



G 5056 SCVi \$2,349.00



G 5058 SCVi SFP \$2,399.00 Stainless front w/ pocket handle



G 5058 SCVi SFP

- U = Basket | Prefinished
- SCU = Cutlery tray | Prefinished
- SCVi = Cutlery Tray | Hidden controls | Panel ready
- SCVi SFP = Cutlery tray | Hidden controls | Stainless front w/ pocket handle



G 5216 SCU CLST \$2,449.00



G 5266 SCVi \$2,649.00



G 5266 SCVi SFP \$2,699.00 Stainless front w/ pocket handle



G 5482 SCVi SL \$2,749.00 (18" Slimline)

GFVi 453/72-7 \$404.00
18" SlimLine CleanTouch Steel Door Panel (optional)

Pocket handle panel



GFVi 709/77 \$469.00

CleanTouch Steel panel with Pocket Handle, 77cm height.

Suitable for Fully Integrated, Full size 60 cm dishwasher.
G 5056 SCVi, G 5266 SCVi, G 7186 SCVi, G 7266 SCVi, G 7766 SCVi, G 7986 SCVi.

Dishwashers | NEW 7000 Series



Fully Integrated, Full-size, Automatic dispensing AutoDos with integrated PowerDisk®, 3D MultiFlex Tray, AutoOpen Drying
G 7186 SCVi \$3,199.00



Fully Integrated, Full-size, 3D MultiFlex Tray, AutoOpen Drying
G 7266 SCVi \$3,099.00



Fully Integrated, Automatic dispensing – AutoDos with integrated PowerDisk®, 4D MultiFlex Tray
G 7656 SCVi \$3,499.00



Fully Integrated, Automatic dispensing – AutoDos w/ integrated PowerDisk®, 3D MultiFlex Tray, BrilliantLight, MaxiComfort Basket
G 7766 SCVi \$4,099.00



Fully Integrated, Automatic dispensing – AutoDos w/ integrated PowerDisk®, 4D MultiFlex Tray, BrilliantLight, M Touch display
G 7986 SCVi K20 Knock 2 Open \$4,999.00



Pre-finished, 3D MultiFlex Tray, AutoOpen Drying, CleanTouch Steel
G 7216 SCU SS \$2,899.00



Pre-finished, Automatic dispensing – AutoDos with integrated PowerDisk®, 3D MultiFlex Tray, CleanTouch Steel
G 7606 SCU \$3,299.00




Semi-Integrated, Automatic dispensing – AutoDos w/ integrated PowerDisk®, 3D MultiFlex Tray, BrilliantLight, MaxiComfort Basket
G 7716 SCi \$3,999.00



Semi-Integrated, Automatic dispensing – AutoDos w/ integrated PowerDisk®, 3D MultiFlex Tray, BrilliantLight, MaxiComfort Basket
G 7916 SCi \$4,899.00

Professional Dishwashers

ProfiLine



PFD 102 i (ADA) \$5,763.00

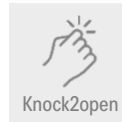
13 place settings, ADA Compliant,
52 min 120 V | 24 min cycle 208 / 240 V

Certified EMC, CE, VDE, EN 717, Max final rinse Temp 180°F | 82°C, WaterControl system,
8 Programs, AutoOpen drying, BrilliantLight, safety lock, Select model based on voltage
requirements.



PFD 104 SCVi K20 \$6,970.00

16 place settings in 24 min cycle 208 / 240 V



NEW MasterLine

6 mins.
cycles **40** X
per day



PFD 404 U ADA [208V] \$8,545.00

380 plates per hour or 20 baskets per hour, 6 min cycle (depending on-site connection)
when connected to 208/240 V 60 Hz and 149°F | 65°C hot water (PDF 404 only)
Up to 40 program cycles a day

M Touch Flex controls, Certified EMC, CE, VDE, EN 1717, UL, Max final rinse Temp 185°F |
85°C, WaterControl system, 7 Programs, Auto close, AutoOpen drying, delay start up to 24
hours and countdown indicator, safety lock. Accessory add-ons: Dish baskets and bottle baskets.



PFD 404 U ADA [240V] \$8,545.00

Ideal for households, small businesses, offices, retirement homes, guesthouses, kindergartens, schools, sports clubs, and utility areas.

NEW

MasterCool Series 3600 & 3800



NEW

MasterCool | French Door Refrigeration



3600 Series



KFCM 3642 FD 💧
\$19,999.00

36" French Door Refrigeration
Refrigerator capacity 13.2 Cu. Ft. / 374 L
Freezer capacity 6.9 Cu. Ft. / 195 L



M Touch Pro full-touch display



SuperCool&AirClean



Fresh Ice on Demand



Panel Ready -Optional CleanTouch Stainless Steel panels and handles are sold separately

All Flush mount design with the option to add a SF frame kit |KF=Bottom Mount | Requires a water line 💧

NEW

MasterCool | French Door Refrigeration

3800 Series



KFCM 3846 FD 💧
\$21,999.00

36" French Door Refrigeration

Refrigerator capacity 12.7 Cu. Ft. / 360 L
Freezer capacity 6.1 Cu. Ft. / 173 L
Convertible drawer 2.2 Cu. Ft. / 62 L
Ice maker drawer 0.92 Cu. Ft. / 26 L



KFCM 3858 FD 💧
\$23,999.00

42" French Door Refrigeration

Refrigerator capacity 15.3 Cu. Ft. / 433 L
Freezer capacity 7.8 Cu. Ft. / 221 L
Convertible drawer 2.2 Cu. Ft. / 62 L
Ice maker drawer 1.6 Cu. Ft. / 45 L

Panel Ready -Optional CleanTouch Stainless Steel panels and handles are sold separately
All Flush mount design with the option to add a SF frame kit |KF=Bottom Mount | Requires a water line 💧



Internal Water Dispenser

Integrated water dispenser on the left side panel, providing cold, fresh water at any time. Thanks to the built-in filter, the water is always clean and ready to drink. Dispense manually or pre-set your favourites for your preferred glass or bottle size.



M Touch Pro

New user interface with large high-resolution full-touch display that is conveniently positioned at the centre of the appliance. Integrated tips for ensuring effortless maintenance such as changing the filter.



MasterFresh Pro

Now standard in all models, MasterFresh Pro optimizes freshness by keeping food fresh up to 5× longer. It automatically adjusts humidity based on food type, ensuring ideal conditions and less waste.



IceMaker

Always have daily, fresh ice cubes on hand. For ultimate convenience, use the included ice scoop

Dual IceMaker *KFCM 3858 FD only

Produce two different types of ice cubes (small and large) at the same time!

NEW

MasterCool | Bottom Mount Refrigeration



3600 Series



KFCM 3632 L 💧
\$17,499.00



KFCM 3632 R 💧
\$17,499.00



KFCM 3642 L 💧
\$18,999.00



KFCM 3642 R 💧
\$18,999.00

30" Bottom Mount Refrigeration
Refrigerator capacity 11 Cu. Ft. / 311 L
Freezer capacity 5.6 Cu. Ft. / 159 L

36" Bottom Mount Refrigeration
Refrigerator capacity 13.3 Cu. Ft. / 377 L
Freezer capacity 6.9 Cu. Ft. / 195 L



Panel Ready -Optional CleanTouch Stainless Steel panels and handles are sold separately

All Flush mount design with the option to add a SF frame kit |KF=Bottom Mount | Requires a water line 💧

NEW

MasterCool | Bottom Mount Refrigeration



3800 Series



KFCM 3836 L 💧
\$18,499.00

30" Bottom Mount Refrigeration
Refrigerator capacity 11 Cu. Ft. / 311 L
Freezer capacity 5.6 Cu. Ft. / 159 L



KFCM 3836 R 💧
\$18,499.00



KFCM 3846 L 💧
\$19,999.00

36" Bottom Mount Refrigeration
Refrigerator capacity 12.7 Cu. Ft. / 360 L
Freezer capacity 6.1 Cu. Ft. / 173 L
Convertible drawer 2.2 Cu. Ft. / 62 L
Ice maker drawer 0.92 Cu. Ft. / 26 L



KFCM 3846 R 💧
\$19,999.00



Panel Ready -Optional CleanTouch Stainless Steel panels and handles are sold separately

All Flush mount design with the option to add a SF frame kit |KF=Bottom Mount | Requires a water line 💧

MasterCool



MasterCool



MasterCool Single Door Freezers



Spec Sheets



Push2open



Pull Assist



F 2412 Vi 
\$11,099.00

18" Single Door Freezer
Freezer Capacity 8.6 cu. ft. / 242L



F 2472 Vi 
\$12,299.00

18" Single Door Freezer
Freezer Capacity 7.8 cu. ft. / 219L
Ice + Water
Dispenser



F 2672 Vi 
\$13,549.00

24" Single Door Freezer
Freezer Capacity 11.2 cu. ft. / 318L
Ice + Water
Dispenser



F 2812 Vi 
\$13,549.00

30" Single Door Freezer
Freezer Capacity 15.8 cu. ft. / 446L



F 2802 Vi 
\$13,549.00



F 2912 Vi 
\$14,799.00

36" Single Door Freezer
Freezer Capacity 19.4 cu. ft. / 549L



F 2902 Vi 
\$14,799.00

**Merging Kit
KSK2002**
\$1,199.00

Required between all towers
when installed side by side
[Click here for further details](#)

Panel Ready -Optional CleanTouch Stainless Steel panels and handles are sold separately

Vi – Integrated Flush mount | F=Freezer, 24XX=18", 26XX=24", 28XX=30", 29XX=36", XX(1)X=L hinge, XX(0)X=R hinge | Requires a water line 

MasterCool Single Door Fridges | Vi



Spec Sheets



Push2open



Pull Assist



K 2612 Vi
\$11,649.00



K 2602 Vi
\$11,649.00



K 2812 Vi
\$12,899.00



K 2802 Vi
\$12,899.00



K 2912 Vi
\$14,099.00



K 2902 Vi
\$14,099.00

24" Single Door Refrigeration
Refrigerator capacity 13 cu. ft. / 367 L

30" Single Door Refrigeration
Refrigerator capacity 16.8 cu. ft. / 475 L

36" Single Door Refrigeration
Refrigerator capacity 20.6 cu. ft. / 582 L

Merging Kit
KSK2002
\$1,199.00

Required between all towers
when installed side by side
[Click here for further details](#)

Panel Ready -Optional CleanTouch Stainless Steel panels and handles are sold separately

Vi – Integrated Flush mount | K= Fridge, 26XX=24", 28XX=30", 29XX=36", XX(1)X=L hinge, XX(0)X=R hinge | Requires a water line 💧

MasterCool Wine Towers



Spec Sheets



Push2open



Pull Assist



KWT 2612 Vi
\$13,799.00



KWT 2602 Vi
\$13,799.00



KWT 2672 ViS
\$14,399.00



KWT 2662 ViS
\$14,399.00

24" Wine Tower 3 Zone
Refrigerator capacity 13.4 cu. ft. / 379 L
Bottle Capacity 104

24" Wine Tower 3 Zone w/ SommelierSet
Refrigerator capacity 13.4 cu. ft. / 379 L
Bottle Capacity 77



MasterCool –
SommelierSet

Simply perfect for wine connoisseurs – with the unique SommelierSet exclusively from Miele. Prepare fine wines professionally for decanting. Enjoy champagne and white wine from chilled glasses. Drink perfectly conditioned wine even from opened bottles.



MasterCool – FlexiFrame

Holds bottles of all sizes securely. The adjustable wooden bottle racks hold every size of bottle securely. The individual slats can be moved easily to suit every bottle shape. This provides the perfect storage position for your wine.



MasterCool – Push2open

The perfect solution for a handle-free design with the Push2open function open automatically. The opening mechanism can be actuated merely by gently pressing the door. The door then opens gently and allows you to reach inside and open it completely.

Please note: SommelierSet cannot be added or converted within KWT 2612 Vi and KWT 2602 Vi models

Merging Kit
KSK2002
\$1,199.00
Required between all towers when installed side by side
[Click here for further details](#)

Panel Ready -Optional CleanTouch Stainless Steel panels and handles are sold separately

Vi – Integrated Flush mount | KWT= Wine Storage System, 26XX=24 | Requires a water line 💧

European Refrigeration



European Refrigeration



European Built-In All Freezer | All Fridge



FreshTouch controls adjusts all functions and features with a quick touch of the interface display.



Optimum and maintenance-free LED lighting in compartment



Soft closing of the door with SoftClose hinge.




Perfect Ice Cubes
Thanks to the IceMaker with freshwater connection

Double the convenience with Miele's Ice&PizzaBox NoFrost and 8 freezer drawers on telescopic runners for maximum convenience.

No icing up of food and no need to defrost thanks to NoFrost. Connected Home with Miele@home. Cleverly networked. Make your life smart: thanks to Miele@home, you can cleverly network your domestic appliances – for more options.



FNS 7794 E 
\$4,999.00

24" Single Door Freezer

Freezer Capacity 7.77 cu. ft. / 220 L



KS 7793 D
\$4,999.00

24" Single Door Fridge

Refrigerator capacity 10.88 cu. ft. / 308 L

Requires door panel and handle | Convertible hinges | Requires a water line 



PerfectFresh
Active freshness system with active humidification in top drawer

Food stays fresh for up to 5 times longer due to active humidification and sealing lid. Water turns into mist with ultrasonic technology every 90 minutes and every door opening. Water tank (100ml) integrated in the division plate above the drawer. Fully telescopic runners



Uniform temperature distribution with DynaCool.



Easy to remove items thanks to pivotable glass shelf – FlexiTray



Extensive depth makes it possible to place a whole baking tray on the bottom drawer level

European Built-In Bottom Mount & French Door Refrigeration



KFN 7734 D
\$4,349.00

24" Bottom Mount Fridge
Refrigerator capacity 6.85 cu. ft. / 194 L
Freezer Capacity 2.19 cu. ft. / 62L



KFN 7784 D
\$5,749.00

24" Bottom Mount Fridge
Refrigerator capacity 6.99 cu. ft. / 198 L
Freezer Capacity 2.22 cu. ft. / 63L



KFN 9859 iDE RE 💧
\$10,499.00

30" Bottom Mount Fridge
Refrigerator capacity 9.8cu. ft. / 278L
Freezer Capacity 4.3cu. ft. / 122L



KFN 9859 iDE LI 💧
\$10,499.00

Also available in
Left Hinged




KFN 9959 iDE 💧
\$12,499.00

36" French Door Fridge
Refrigerator capacity 10.45cu. ft. / 296L
Freezer Capacity 6 cu. ft. / 170L

Requires door panels and handles | Requires a water line 💧

European Bottom Mount | Freestanding Refrigeration




KFN 4799 DDE NA 
\$5,999.00

24" Freestanding Bottom Mount Fridge / Freezer w/ icemaker
23 5/8" (600) W x 79 3/8 (2015) H x 26 5/8 (675) D



KFN 4776 ED edt/cs
\$5,499.00

30" Freestanding Bottom Mount Fridge / Freezer
29 1/2" (747) W x 73 1/8 (1855) H x 26 5/8 (675) D

 Requires a water line

NEW

European Built-Under Wine Unit



33 7/8" H (868)

KWTUS 7172 F \$6,299.00
24" Under Counter Wine Unit
(Panel ready, handle required)

- Temperature zones | 1
- Total racks | 5
- FlexiFrame wooden racks | 4
- Bottle Capacity up to 44 bottles

Built-in under-counter Integrated appliance: Door hinge | Right (convertible to left) Panel ready w/ glass door (UV-resistant insulated glass), Handle required, Side by Side enabled, continuously dimmable LED lighting, DynaCool, SoftClose, ActiveHumidity, vibration-damped compressor, Active Air Clean Filter, Lock function, Sabbath mode, Acoustic door alarm, Acoustic temperature alarm, Miele@home



KWT= Wine Storage System, UG = Under counter Integrated

Domestic & Professional Laundry



The new Little Giants from Miele.

Discover the compact washing machines and tumble dryers for commercial use – and discover innovative technologies for even greater cleaning performance, economy, user convenience and flexibility.



Domestic Washers | Heat Pump Dryers



W1 Classic

120V / 60 Hz EnergyStar CapDosing, 1600 RPM Hot / Cold Connection WIFI, Delay Start Normal, Delicates, Sanitize, Handwash, Dress Shirts, Darks/Denims, Express, Extra White, Outdoor, Proofing, Drain/Spin, SoftSteam.

WXD160 WCS \$2,499.00
24" Front Loading Washer



+ Drum lighting
+ Eco feedback
+TwinDos
+ Chrome ring door
22 Programs

WXF660 WCS TDos \$3,099.00
24" Front Loading Washer



+ IntenseWash System
+ SingleWash
+ QuickIntenseWash 49
23 Programs

WXI860 WCS TwinDos&IntenseWash \$3,799.00
24" Front Loading Washer



+ M Touch
27 Programs

33 1/2" – 34 3/4" H
(850 - 882)

WXR860 WCS TwinDos&IntenseWash \$4,399.00
24" Front Loading Washer



T1 Classic

120V / 60 Hz Heat Pump, Energy Star, FragranceDos, WIFI, AddLoad, Delay Start, Normal, Delicates, Bed Linens, Woolens/Silks, Dress shirts, Denims, Smoothing, Express, Outdoor, Proofing, Time Dry / Dry Fresh.

TXD160 WP \$2,499.00
24" Heat Pump Dryer



+Eco Feedback
+ SoftSteam
+Chrome Ring Door
19 Programs

TXI680 WP FragranceDos2Eco&Steam \$3,299.00
24" Heat Pump Dryer



+M Touch
20 Programs

33 1/2" – 34 3/4" H
(850 - 882)

TXR860 WP Eco&Steam \$4,099.00
24" Heat Pump Dryer




FragranceDos \$23.99 Aqua, Cocoon, Nature 50 Dryer Cycles



Dryer Basket Included w/ TRX860



WTV 502 \$119.00
1" H (25.4)



WTV 512 \$409.00
4 3/4" H (121)




WTS 510 \$719.00
13 3/4" H (350)

Domestic Heat Pump Dryer Technology



Heat Pump Dryer

Closed air circuit - Processed air is dehumidified inside the unit (using refrigerant) Air is heated using refrigerant only giving off 6% moisture **No Venting** required for ease of installation, low maintenance and high efficiency. **60% More efficient than a vented dryer.**



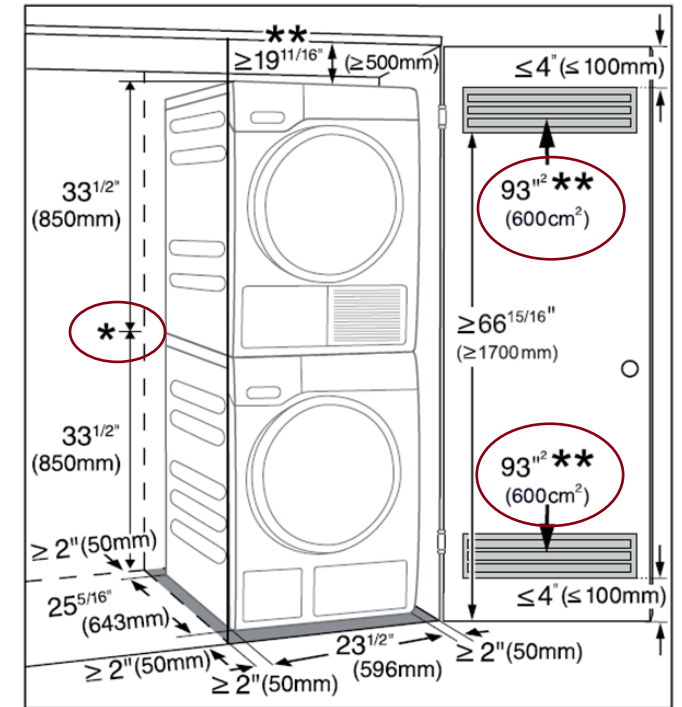
Principle of Operation

- Hot dry air is pumped into drum which absorbs moisture from the laundry.
- The Moisture-laden air passes through filters on the way to the evaporator where the air is cooled in the Coolant Circuit.
- The cooled air passes through a condenser which captures the moisture.
- The reprocessed air (now dry again) is then pumped back into drum.
- This cycle repeats until the load is dry.

Due to the efficiency of Heat Pump technology a 208V/240V NEMA 14-30 plug is no longer required for the dryer. Use a standard household 120V/15A. Miele supplies a Nema Adapter w/ every dryer.



Products that make the ENERGY STAR Most Efficient list for 2023 deliver cutting edge energy efficiency along with the latest in technological innovation. They represent the year's very best for energy savings and environmental protection.



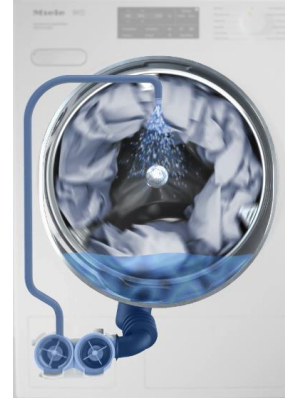
*Height w/ stacking kit
WTV502 = $67\frac{3}{8}"$ (1711) | WTV502 = $71\frac{1}{8}"$ (1806)

** If it is not possible to fulfill the air flow specifications you may have longer drying time.

Domestic Washer Technology



The primary pump fills the drum with detergent and water, settling at the bottom. The secondary pump redistributes the sudsy water to the top of the drum allowing for even distribution and a thorough cleaning.



IntenseWash

Uses 2 pumps allowing for energy efficiency and wash performance in less time. Detergent dissolves faster and sprays into the center of the load.

Water Control System

Water level drum sensor and Float switch in drip tray in the base will detect even small amounts of leaked water. Further water intake is stopped if an error is sensed, and water is drained off.



Auto Load Recognition

Weighs the clothes and you program the water and degree of soiling, allowing the right amount of detergent at the right time, to get the right result!

TwinDos | 2 Phase system

UltraPhase 1 Detergent & UltraPhase 2 Oxygen Bleach automatically dispenses from integrated cartridges that lasts up to 45 loads and saves approximately 30% in detergent costs.



Original

Sensitive

Refresh Elixir



CapDosing | Specialty Detergent Enhancers

Automatically dispenses at the right time in the wash process. Pods are made for specific program / clothing. Wool, Sport, Silk, Outdoor gear, Booster, Fabric Softener.



Honeycomb Drum

Soft to the touch: the hexagonal sculptured surface of the drum allows garments to glide on a thin film of water.



ProfiEco Motor

BLPM – Brushless Permanent Magnet Motor 1600 RPM extremely energy efficient, maintenance free due to brushless motor, quiet.



Miele@Mobile app

Android and iOS, remote control w/ SmartStart Notification for TwinDos fill level, machine status, Assistat to select the most suitable program.



Professional Washers | Heat Pump Dryers



The Little Giants Laundry System



PDR 908 HP [EL] \$5,430.00
24" Professional Heat-Pump Dryer
Lotus White

PWM 908 [EL DP] \$7,335.00
24" Professional Washing Machine
Lotus White

PDR 908 HP [EL] \$5,710.00
24" Professional Heat Pump Dryer
Stainless Steel

PWM 908 [EL DP] \$7,605.00
24" Professional Washing Machine
Stainless Steel

23 7/16 W x 33 7/16 H x 28 1/4 D.
(596 x 850 x 777)



Little Giants Features

- M Touch Flex
- 32 Languages
- 96-hour delay start
- Miele App Wi-Fi Connect
- Stackable or Side-by-side
- Tested for 30,000 operating hours
- Residential & Commercial Use
- Operates 8 hours a day / 365 days a year
- 208 / 240 v 30 amps
- Plug type Nema L6-30



Little Giants Dryer

- 4.6 cu. ft.
- Heat Pump technology – Ventless
- 35 Programs 3 Hygienic Programs
- Energy Star rated
- FragranceDos for fresh scented fabrics
- Temperature (F) range 140° - 185°
- 185° / 15-minute hold time
- Heat pump 2x larger than domestic models
- Independent fan drive for faster drying results
- Professional Brush-less Permanent Magnet Motor



Little Giants Washer

- 2.6 cu. ft. / 20 lb. capacity
- CapDos Specialized dispense capsules
- 50+ Wash Programs 14 Hygienic Programs
- 25 min Express wash program
- 49 min. Intensive Wash
- 3 Commercial Shock Absorbers – for smooth running at high speeds
- 3D Sensor: Monitors load imbalances, detects rotational speed
- Perforated rear panel for faster drenching and draining
- Powerful heater elements for heating water quickly



APCL 001 \$225.00
Stacking kit
1 3/16" (30) H




TRK555 \$119.00
Dryer Basket





Perfect Solutions for your industry

[Go to overview](#)




Hospitality

Hotels and bed & breakfast, restaurants, spa, wellness and sports



Care and Education

Nursing homes, education and childcare



Laboratories

Small and large laboratories



Medical and Dental

Hospitals and surgeries, dentists, vets and animal care



Small businesses and Services

Offices, agencies, small businesses, contract cleaners, laundries and dry cleaners



Others

Residential, sports, emergency services equestrian, offshore and marine



Countertop Coffee Machines



CM 5310 OBSW \$1,849.99
Obsidian Black



CM 5510 OBSW Matte \$2,049.99
Obsidian Matte Black



CM 6160 OBSW \$2,599.99
Obsidian Black



CM 6160 LW \$2,599.99
Lotus White



CM 7750 OBSW Matte \$5,999.99
Obsidian Matte Black




CM 6360 LOCM \$2,999.99
Lotus White/CleanSteel



CM 6360 OMB \$2,999.99
Obsidian Matte Black



CM 6360 OBCM \$2,999.99
Obsidian Black/CleanSteel



AromaticSystemFresh: Grinds beans freshly for each cup, ensuring maximum flavor and aroma.



CoffeeSelect System: Offers three separate bean hoppers, allowing you to choose different beans for different drinks—ideal for switching between regular, decaf, and specialty roasts.

FloorCare



A Miele Vacuum
Cleaner for Every
Home



Guard L1 Electro



Duoflex HX1 Total Care



Triflex HX2 Pro



Boost CX1 Cat & Dog

NEW FloorCare | Guard Series

Live Free From Dust and Allergens with the Miele Guard

Introducing the latest breakthrough in canister vacuum technology, the Guard L1 combines optimal hygiene with effortless usability and style. Its advanced filtration system captures allergens and fine dust particles, significantly improving indoor air quality. Optimize your cleaning routine for maximum convenience with app connectivity¹. The Guard L1 delivers powerful, hygienic performance, all wrapped in Miele's signature blend of quality and style.

Setting a new standard for performance, design, and user convenience.



Guard L1 Electro \$1,449.99
Titanium PF



Guard S1 \$599.99
Nordic Blue



Guard S1 \$599.99
Sunset Yellow



Guard S1 Parquet \$749.99
Brilliant White



Guard S1 Electro \$949.99
Nordic Blue



Guard M1 \$699.99
Terra Red



Guard M1 Parquet XL \$799.99
Brilliant White



Guard M1 Cat & Dog \$849.99
Obsidian Black



Guard L1 All Floor \$899.99
Obsidian Black



Guard L1 \$1,249.99
Nordic Blue



Miele Limited Headquarters
Project Business Division

161 Four Valley Drive
Vaughan, ON Canada L4K 4V8

Phone 1 800 643 5381

The information contained in these documents is confidential, privileged and only for the information of the intended recipient and may not be used, published or redistributed without the prior written consent of Miele & Cie. KG. The opinions expressed are in good faith and while every care has been taken in preparing these documents, Miele employees and managers make no representation and gives no warranties of whatever nature in respect of these documents, including but not limited to the accuracy or completeness of any information, facts and/or opinions contained therein. Miele & Cie. KG, its subsidiaries, the directors, employees and agents cannot be held liable for the use of and reliance of the opinions, estimates, forecasts and findings in these documents.