Miele

Perfect and analysis-grade reprocessing of laboratory glassware
SlimLine lab washer – compact dimensions, high capacity

Miele Professional. Immer Besser.

Miele

The Miele SlimLine lab washer – Compact dimensions, high capacity

With its SlimLine lab washers, high-performance reprocessing methods, perfectly matching ProCare Lab process chemicals and practical accessories, Miele is offering a comprehensive and systematic solution to the reprocessing of laboratory glassware for analytical experiments. Going beyond standard approaches, Miele engineers together with users have come up with individualized solutions to tackle everyday laboratory challenges.

System4Lab

Product benefit overview

PLW 6111

SmartLoad – flexible use of chamber space
The SlimLine lab washers from Miele Professional excel in terms of high performance on a small footprint. And what's more, the innovative SmartLoad system enables chamber space to be used particularly efficiently.

Models from the PLW 6111 series are able to accommodate up to 3 baskets on telescopic racks. These baskets dock onto the water circulation system at 4 different heights. This allows a wide range of load height combinations, starting with using the lowest rack level only for a maximum vertical clearance of 630 mm (25").

SmartLoad
3 racks
4 levels

Compact machine dimensions combined with large chamber capacity
- Small footprint with width of only 650 mm (25.6")
- 3 levels with injector nozzles
- Vertical clearance of up to 630 mm (25") for large vessels
- 121 pipettes and 40 bottles (1 l) in a single cycle

Spotless results through combination of program cycle and process chemicals
- ProCare Lab process chemicals for optimum results
- Thorough cleaning combined with the gentlest treatment of materials
- Detergents and neutralizing agents in various canister sizes

Intelligent controls

- Controls with flush, uninterrupted touch glass screen
- All information visible at a glance thanks to 3.5" display
- Maximum of 40 program slots (standard programs and vacant program slots)
- Simple and effective cleaning
- RS232 port for connecting to a printer or PC
- USB port connection to download historical cycle data for easy, paperless document flow

Simple and efficient cleaning processes

- Chamber, spray arms and tank filters are made from high-grade stainless steel (DIN 1.4404/AISI 316L)
- Conductivity monitoring for high-level process security
- HEPA H14 fine filter for germ-free drying air

Visual monitoring of chamber

- Process control thanks to full glass door
- Integrated chamber lighting
- Automatic door lock

Wide range of load carriers

- Range specifically designed for laboratory use
- Maximum flexibility combined with intuitive use
- Wide range of standard and configurable loading options
- Possibility to reprocess even the smallest items of laboratory glassware through to very large containers (up to 50 l)

The new SlimLine lab washers

PLW 6111

SmartLoad
3 racks
4 levels

SlimLine lab washer	PLW 6111
External dimensions [Width x Height x Depth mm | in]	650, 1870, 687 | 25 5/8, 73 5/8, 27 1/8
Chamber dimensions [Width x Height x Depth mm | in]	540, 665, 585 | 21 3/8, 26 1/4, 23 1/8
Usable volume [l | ft³]	210 | 7.42
Load concept	Rack system with max. 3 levels and 4 different positions
Programs	40 program positions
Program selection	Touch on Glass
Features	
Single-door model	•
Glass door, bottom-hinged, chamber lighting	•
Electric heating	•
Hot-air drying, incl. HEPA H14 filter	•
Steam condenser	•
Integrated dispenser pumps	2
Drain pump	•
Water connections	HW, CW, demineralized water
Electrical connection 3AC 208 V, 60 Hz	•
Total rated load [kW]	8.25
USB port	•
Sampling tap	model-dependent
Conductivity meter	model-dependent
Load capacity	
100 ml laboratory bottles	126
250 ml laboratory bottles	84
1000 ml laboratory bottles	40
Vials	468
Pipettes	121

Standard baskets

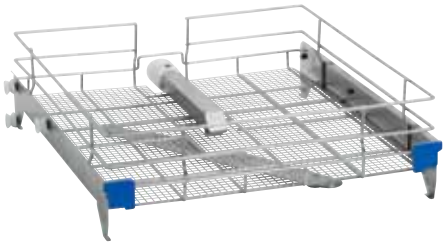

APLW 000 upper basket
- For laboratory glassware, e.g. beakers
- Useable surface: 485 x 525 mm

APLW 001 load carrier
- For laboratory glassware, e.g. beakers
- Useable surface: 490 x 540 mm

Inserts



APLW 033 top frame
- Vertical clearance reduced by 50 mm

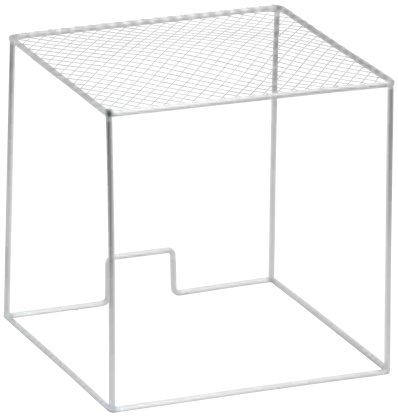

APLW 034 cover
- Cover for light-weight laboratory glassware, e.g. test tubes

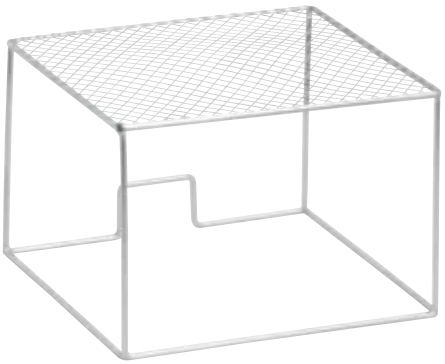

APLW 035 cover
- Cover for light-weight laboratory glassware, e.g. test tubes



APLW 036 cover
- Basket cover

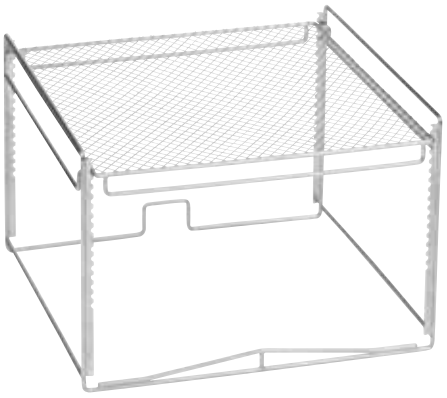

APLW 037 protective grid
- Adjustable protective cover for the safe reprocessing of test tubes

APLW 038 insert
- Insert with spring hook for laboratory glassware
- 14 spring hooks, 175 mm
- 14 spring hooks, 105 mm

Inserts

APLW 039 insert
- For Petri dishes
- 26 items



APLW 040 insert
- For test tubes
- Height 115 mm

APLW 041 insert
- For test tubes
- Height 145 mm

APLW 042 insert
- For test tubes
- Height 215 mm



APLW 043 lid
- Cover for APLW 040, APLW 041 and APLW 042

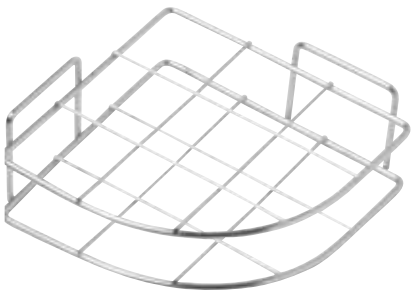

APLW 044 insert
- For test tubes
- Separator for APLW 040, APLW 041 and APLW 042

Pre-configured baskets

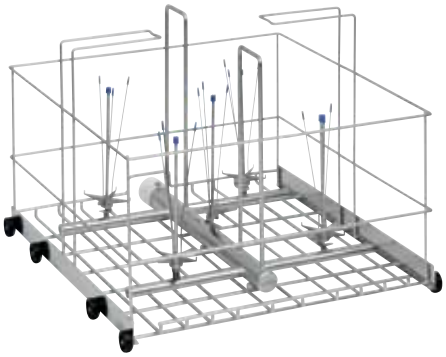

APLW 002 load carrier
- For bottles (5 and 10 l), large Erlenmeyer flasks
- Up to 4 items, Ø max mm 240
- Up to 5 items, Ø max mm 190

APLW 003 load carrier (example picture)
- For bottles (up to 20 l), large Erlenmeyer flasks
- Up to 2 items, Ø max. mm 280

APLW 004 load carrier
- For bottles, max. 50 l

APLW 005 load carrier
- For pipettes (max. 56)
- Max. pipette length: 760 mm on PLW 6111



APLW 006 load carrier
- For pipettes (max. 121)
- Max. pipette length: 470 mm on PLW 6011

APLW 008 load carrier
- For pipettes (reprocessing in 3 cartridges)

APLW 009 load carrier
- For pipettes (reprocessing in 2 cartridges)
- Max. pipette length 290 mm

APLW 007 load carrier
- For pipettes (reprocessing in 2 cartridges)
- Max. pipette length 520 mm

Upper and lower baskets with configurable nozzles

Basket layouts

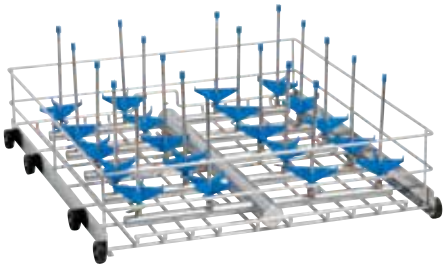

Basket layout 1
- Injecton nozzles for mid size glassware, equally distributed over the entire basket loading area
- Fig. shows example of APLW 026/1 lower basket (comes with 20 x APLW 056 injectors)



Basket layout 2
- Injecton nozzles for mid size glassware, equally distributed over one half of the loading area
- Fig. shows example of APLW 030 lower basket with 12x nozzles APLW 056



Basket layout 3
- Injection nozzles for mid size glassware, equally distributed over one half of the loading area, other half injection nozzles for small glassware, e.g. vials
- Fig. shows example of APLW 018/1 upper basket (comes with 121x APLW 048 and 24x APLW 051)



Basket layout 4
- Injecton nozzles for small size glassware, e. g. vials, equally distributed over entire loading area
- Fig. shows example of APLW 019/1 upper basket (comes with 121x APLW 047)

Upper and lower baskets, with pre-fitted nozzles

Basket versions

Upper basket	Ø max. mm	Max. height mm	No. of nozzles	Basket layout	Note
APLW 013/1	70	160	42	2	With 42x APLW 051
APLW 013/2	70	200 - 300	10 + 32	2	With 32x APLW 051 + 10x APLW 055
APLW 014/1	100	230	20	1	With 20x APLW 055
APLW 018/1	20 + 75	160	24 + 121	3	With 121x APLW 048 + 24x APLW 051
APLW 019/1	25	90	121	4	With 121x APLW 047

Lower basket	Ø max. mm	Max. height mm	No. of nozzles	Basket layout	Note
APLW 020/1	25	140	121	4	With 121x APLW 047
APLW 024/1	70	230	42	1	With 42x APLW 052
APLW 024/2	70	200 - 300	42	1	With 10x APLW 055 + 32x APLW 051
APLW 024/3	70	180 - 280	42	1	With 12x APLW 067 + 30x APLW 066
APLW 025/1	70	200 - 300	24	2	With 12x APLW 056 + 12x APLW 052
APLW 026/1	100	300	20	1	With 20x APLW 056
APLW 30/1	100	180 - 280	12	2	With 6x APLW 067 + 6x APLW 066
APLW 032/1	20 + 75	160 - 300	24 + 121	3	With 121x APLW 048 + 24x APLW 056

Upper and lower baskets, without nozzles

Basket versions

Upper basket	Ø max. mm	No. configurable nozzles	Basket layout	Note
APLW 010	32	156	**1**	only for 2.5 mm Ø nozzles
APLW 011	40	110	**1**	only for 2.5 mm Ø nozzles
APLW 012	35	84	**1**	only for 2.5 mm Ø nozzles
APLW 013	70	42	**1**	
APLW 014	100	20	**1**	
APLW 015	110	16	**1**	
APLW 016	75	27	**1**	
APLW 017	20	121	**2**	200x490 mm grid
APLW 018	75	24+121	**3**	See also APLW 035, APLW 034, APLW 036
APLW 019	25	121	**4**	only for 2.5 mm Ø nozzles

Lower basket	Ø max. mm	No. configurable nozzles	Basket layout	Note
APLW 020	25	121	**4**	only for 2.5 mm Ø nozzles
APLW 021	40	110	**1**	only for 2.5 mm Ø nozzles
APLW 022	52	70	**1**	only for 2.5 mm Ø nozzles
APLW 023	60	56	**1**	only for 2.5 mm Ø nozzles
APLW 024	70	42	**1**	
APLW 025	70	24	**2**	230 x 490 mm usable space
APLW 026	100	20	**1**	
APLW 027	110	16	**1**	
APLW 028	75	27	**1**	
APLW 029	130	12	**1**	
APLW 030	100	12	**2**	220x490 mm grid
APLW 031	160	9	**1**	
APLW 032	75	24+121	**3**	See also APLW 035, APLW 034, APLW 036

Injector nozzles for configuration of baskets

Nozzle type 1
- Standard support, Ø 4 mm for test tubes, low-capacity measuring cylinders, centrifuge tubes
- Fig. shows example of APLW 045

Nozzle type 2
- Standard support, Ø 5 mm for narrow-necked glasses, measuring cylinders
- Fig. shows example of APLW 050

Nozzle type 3
- Standard support, Ø 10 mm for narrow-necked glasses, measuring cylinders
- Fig. shows example of APLW 053



Nozzle type 4
- Flexible support, interior Ø 10 mm for Erlenmeyer flasks, wide- and narrow-necked glasses, measuring cylinders, Imhoff flasks
- Fig. shows example of APLW 058

Nozzle type 5
- Rigid support, interior, Ø 10 mm for wide-necked bottles, Erlenmeyer flasks
- Fig. shows example of APLW 061



Nozzle type 6
- Rigid support, exterior Ø 10 mm for Erlenmeyer flasks, wide- and narrow-necked glasses, measuring cylinders, Imhoff flasks
- Fig. shows example of APLW 066

Nozzle type 7
- Rigid support, Ø 17 mm for Erlenmeyer flasks, laboratory bottles, funnels, measuring cylinders
- Fig. shows example of APLW 069



Addendum to Nozzle type 2
- Standard support, Ø 5 mm
- Fig. shows example of APLW 051 (with spring clip)

Depending on the form and size of loads, injector nozzles should be chosen to give a gap between the tip of the nozzle and the base of the glass of between 10 and 90 mm.
Various nozzles can be supplied with a spring clip for height adjustment. By adjusting the spring clip, it is possible to reprocess laboratory glassware in a variety of sizes.

When selecting injector nozzles, the following dimensions apply: Gap D must be less than the max. permissible loading height for the respective rack level, measured from the injector base to the bottom of the item of glassware.
Gap E must be adjusted to the height of the item of glassware, measured from the support to the tip of the nozzle.

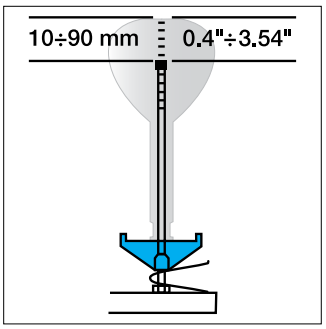

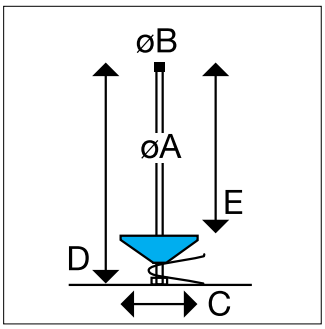

	Ø A mm	Ø B mm	C mm	D mm	E mm	Nozzle base*	Spring clip
Nozzle type 1	Standard support, Ø 4 mm for test tubes, low-capacity measuring cylinders, centrifuge tubes						
APLW 045	2.5	4	15	80	75	1	No
APLW 046	2.5	4	15	80	80	1	Yes
APLW 048	2.5	4	32	80	80	2	No
APLW 047	2.5	4	32	50	50	2	No
APLW 049	2.5	4	15	80	80	2	No
Nozzle type 2	Standard support, Ø 5 mm for narrow-necked glasses, measuring cylinders						
APLW 050	4	5	54	75	50	2	No
APLW 051	4	5	54	110	80	3	Yes
APLW 052	4	5	54	175	130	3	Yes
Nozzle type 3	Standard support, Ø 10 mm for narrow-necked glasses, measuring cylinders						
APLW 053	6	10	75	115	85	2	No
APLW 054	6	10	75	135	95	3	Yes
APLW 055	6	10	75	175	130	3	Yes
APLW 056	6	10	75	225	185	3	Yes
APLW 057	6	10	75	275	235	3	Yes
Nozzle type 4	Flexible support, interior Ø 10 mm for Erlenmeyer flasks, wide- and narrow-necked glasses, measuring cylinders, Imhoff flasks						
APLW 058	6	10	75	135	105	2	No
APLW 059	6	10	75	225	185	3	Yes
APLW 060	6	10	75	275	235	3	Yes
Nozzle type 5	Rigid support, interior, Ø 10 mm for wide-necked bottles, Erlenmeyer flasks						
APLW 061	6	10	75	115	85	2	No
APLW 062	6	10	75	135	95	3	Yes
APLW 063	6	10	75	175	130	3	Yes
APLW 064	6	10	75	225	185	3	Yes
APLW 065	6	10	75	275	235	3	Yes
Nozzle type 6	Rigid support, exterior Ø 10 mm for Erlenmeyer flasks, wide- and narrow-necked glasses, measuring cylinders, Imhoff flasks						
APLW 066	6	10	Flexible	175			No
APLW 067	6	10	Flexible	175			Yes
APLW 068	6	10	Flexible	275			No
Nozzle type 7	Rigid support, Ø 17 mm for Erlenmeyer flasks, laboratory bottles, funnels, measuring cylinders						
APLW 069	8	17	87	255	235		No
APLW 070	8	17	87	320	300		No
APLW 071	8	17	105	320	300		No

*Nozzle base type - 1 Cone, 2 Star w/o spring clip, 3 Star with spring clip

Injector nozzle accessories

APLW 080 holder
- Ø 6 mm
- Height: 140 mm

APLW 081 holder
- Ø 6 mm
- Height: 186 mm

APLW 083 bottle support
- Securing of load
- Ø 6 mm
- Height: 130 mm

APLW 082 bottle support
- Securing of load
- Ø 6 mm
- Height: 200 mm

APLW 093 irrigation sleeve
- Pipette holder with silicone liner (max. Ø 11 mm)

APLW 084 bottle neck holder
- Ø 28 mm
- for injector Ø 6 mm

APLW 085 bottle neck holder
- Ø 33 mm
- for injector Ø 6 mm

APLW 086 bottle neck holder
- Ø 45 mm
- for injector Ø 6 mm

APLW 079 support
- Star support
- Ø 75 mm for injector, Ø 6 mm

APLW 078 nozzle cap
- Cap
- Ø 10 mm for injector, Ø 6 mm

APLW 088 holder
- Ø 105 mm H = 290 mm
- for injector Ø 8 mm

APLW 090 holder
- Holder for pipettes
- Ø 20 mm
- Height: 21 mm

APLW 092 blanking stopper
- Seal

APLW 091 holder
- Holder for pipettes
- Ø 25 mm
- Height: 13 mm

APLW 073 support
- Star support
- Ø 32 mm for injector, Ø 2.5 mm

APLW 074 support
- Conical support
- Ø 15 mm for injector, Ø 2.5 mm

APLW 075 nozzle cap
- Cap
- Ø 4 mm for injector, Ø 2.5 mm

APLW 076 support
- Star support
- Ø 54 mm for injector, Ø 4 mm

APLW 077 nozzle cap
- Cap
- Ø 5 mm for injector nozzle Ø 4 mm

APLW 087 support
- Stainless steel support
- Ø 87 mm
- for injector Ø 8 mm

APLW 089 adapter
- Adapter
- Ø 6 mm adapter nipple
- for nozzle, Ø 8 mm

APLW 072 blanking screw
- For sealing nozzle connectors not in use

Quality from Miele Professional:

Process chemicals for the perfect reprocessing of laboratory glassware and equipment

ProCare Lab process chemicals are ideally suited to a multitude of applications, ensuring the trace-free removal of a wide range of soils in lab washers. At the same time, the process takes extreme care of loads. That is why Miele Professional is recommended by leading manufacturers of laboratory glassware.

The new ProCare Lab process chemicals have undergone extensive laboratory tests to ensure that they match the performance of high-performance lab washers from Miele Professional. Consequently, users profit highly from immaculate reprocessing for their analytical experiments, benefit from the value of their equipment being maintained and from fast glassware turnaround times.

A broad range of powder and liquid detergents is available to cover the various relevant applications. The packaging of the various products is colour-coded in order to reduce the risk of mix-ups. Even in the hustle and bustle of laboratory life, fast and error-free reprocessing is guaranteed.

System4Lab

ProCare Lab 11 MA
- Mildly alkaline detergent
- Powder
- Container size 10 kg
- Art.No. 10266720

ProCare Lab 11 AP
- Alkaline detergent
- Powder
- Container size 10 kg
- Art.No. 10266540

ProCare Lab 10 MA
- Mildly alkaline detergent
- Liquid
- Container size 5 l
- Art.No. 10265670

ProCare Lab 10 AP
- Alkaline detergent
- Liquid
- Container sizes 5 l, 10 l
- Art.No. 10265620 (5 l)
- Art.No. 10265640 (10 l)

ProCare Lab 30 C
- Acidic neutralizing agent based on citric acid
- Liquid
- Container sizes 5 l, 10 l
- Art.No. 10266670 (5 l)
- Art.No. 10266680 (10 l)

ProCare Lab 30 P
- Acidic neutralizing agent based on phosphoric acid
- Liquid
- Container sizes 5 l, 12 kg
- Art.No. 10266490 (5 l)
- Art.No. 10266500 (12 kg)

neodisher®
- LaboClean A8 (Powder, 10 kg)
- LaboClean F (Powder, 3 kg)
- LaboClean FT (Liquid, 12 kg)
- LaboClean GK (Powder, 10 kg)
- LaboClean LA (Powder, 3 kg)

ProCare Lab Universal 61
- Coarse special salt
- Container size 6 kg
- Art.No. 9195780

Canister key
- Simplifies the opening of firmly tightened safety caps
- Art.No. 9066810

*Note: When using detergents with active chlorine, increased wear of organic materials such as plastics and elastomers in the lab washer is to be expected. A temperature of 75°C should therefore not be exceeded in main wash cycles when using detergents containing higher concentrations of chlorine. In order to prevent such wear and tear, Miele recommends that machines be serviced annually or after 1000 operating hours. A failure to perform regular maintenance may invalidate guarantee and warranty claims. Please contact Miele Service or request an offer for a maintenance contract.

ProCare Lab

Properties

Product	Container size	Properties	Ingredients	pH range
Main wash				
ProCare Lab 11 MA	10 kg	Powder, mildly alkaline Foam-retardant action Free from: Oxidative agents	Phosphates Silicates Tensides	11.7-11.9 [1]
ProCare Lab 11 AP	10 kg	Powder, alkaline Oxidative Free from: Phosphates,	Oxygen bleach Tensides	11.5-11.7 [1]
ProCare Lab 10 MA	5 l, 10 l	Liquid, mildly alkaline Free from: Tensides and oxidative agents	Alkali hydroxide Phosphates Silicates	11.6-11.8 [2]
ProCare Lab 10 AP	5 l, 10 l	Liquid, alkaline Free from: Tensides, Phosphates and oxidative agents	Alkali hydroxide Polycarboxylates	12.5-12.7 [2]
Neutralisation				
ProCare Lab 30 C	5 l, 10 l	Liquid Acidic (based on citric acid) Free from: Tensides and phosphates	Citric acid	2.9 -2.5 [3]
ProCare Lab 30 P	5 l, 12 kg	Liquid Acidic (based on phosphoric acid) Free from: Tensides,	Phosphoric acid	2.2-1.9 [4]
Reactivating				
ProCare Lab Universal 61	6 kg	Coarse special salt for reactivation of built-in water softener		

[1] pH value (determined using fully demineralised water at 20°C) 2 to 4 g/l
[2] pH value (determined using fully demineralised water at 20°C) 2 to 4 g/l
[3] pH value (determined using fully demineralised water at 20°C) 1 to 4 g/l
[4] pH value (determined using fully demineralised water at 20°C) 1 to 3 g/l

ProCare Lab

Applications

Product	Main applications	Contamination	Material compatibility
Main wash			
ProCare Lab 11 MA	Medical, biological and chemical laboratories	Blood, protein, food residue	**Suitable for:** Stainless-steel, laboratory glassware, ceramics, plastics** (PE, PP, PVDF, PTFE) **Conditionally suitable for:** Non-anodized aluminum and non-ferrous metals (preliminary checks required) **Not suitable for:** Anodised aluminum
ProCare Lab 11 AP	Water laboratories, serological institutes, laboratories in phosphate industry	Inorganic and organic soils	**Suitable for:** Stainless-steel, laboratory glassware, ceramics, plastics** (PE, PP, PVDF, PTFE) **Not suitable for:** Light alloys and non-ferrous metals, aluminum, anodized aluminum
ProCare Lab 10 MA	Medical, biological and chemical laboratories	Blood, protein, Nutrient residues	**Suitable for:** Stainless-steel, laboratory glassware, ceramics, plastics** (PE, PP, PVDF, PTFE) **Conditionally suitable for:** Non-anodized aluminum and non-ferrous metals (preliminary checks required) **Not suitable for:** Anodized aluminum
ProCare Lab 10 AP	Medical, biological, micro-biological and chemical laboratories, water laboratories, phosphate industry, laboratories in food processing, cosmetics, pharmaceutical, mineral oil and other industries	Stubborn or dried-on residues	**Suitable for:** Stainless-steel, laboratory glassware, ceramics, plastics** (PE, PP, PVDF, PTFE) **Not suitable for:** Light alloys and non-ferrous metals, aluminum, anodized aluminum
Neutralisation			
ProCare Lab 30 C	Medical, biological, micro-biological and chemical laboratories, water laboratories, phosphate industry, laboratories in food processing, cosmetics, pharmaceutical, mineral oil and other industries	Residues soluble in acids	**Suitable for:** Stainless steel, laboratory glassware, ceramics, plastics*** (PE, PP, PVDF, PTFE); additionally suitable for the neutralisation of non-anodized aluminum **Not suitable for:** Alloys and non-ferrous metals, chrome- and nickel-plated parts, anodized aluminium; not suitable for acidic pre-washing of non-anodized aluminium
ProCare Lab 30 P	Medical, biological, micro-biological and chemical laboratories, laboratories in the food, cosmetics, pharmaceutical, mineral oil and other industries	Removes limescale and other soils soluble in acids	**Suitable for:** Stainless-steel, laboratory glassware, ceramics, plastics*** (PE, PP, PVDF, PTFE) **Not suitable for:** Light alloys and non-ferrous metals, chrome- and nickel-plated parts, anodized aluminum, aluminum
Reactivating			
ProCare Lab Universal 61	ProCare Universal 61 prevents scaling and protects loads		

*Note: When using detergents with active chlorine, increased wear of organic materials such as plastics and elastomers in the lab washer is to be expected. A temperature of 75°C should therefore not be exceeded in main wash cycles when using detergents containing higher concentrations of chlorine. In order to prevent such wear and tear, Miele recommends that machines be serviced annually or after 1000 operating hours. A failure to perform regular maintenance may invalidate guarantee and warranty claims. Please contact Miele Service or request an offer for a maintenance contract.
** Plastics suitable for alkaline machine-based wash according to manufacturer.
*** Plastics suitable for acidic machine-based wash according to manufacturer

System4Lab

Miele
PROFESSIONAL

Service Excellence

Support is always available to you.
Maintenance and service contracts

Miele Professional is synonymous with exceptional quality – not least when it comes to service. First service visits result in around 90% first-time fixes.

Miele Service Contracts

Preventative Maintenance Plan
- Annual maintenance based on specific Miele service plan
- Preventative exchange of defined parts subject to wear and tear included

Protection Plan
- Thorough testing of machine functions during scheduled service
- Charges for on-site labour and materials included

Terms and Conditions apply.
Travel charges are not included.

Full Protection Plan
- Annual maintenance based on specific Miele service plan
- Inspection of the machine functions
- Preventative exchange of defined parts subject to wear and tear included
- Charges for on-site labour and material included

Terms and Conditions apply.
Travel charges not included.

Machine qualification IQ / OQ
- Installation Qualification
- Operation Qualification

Comprehensive service from the very start
Even before a machine is installed, Miele's sales force is available to provide in-depth advice. Experienced experts assist in selecting the most suitable machines and configurations to suit individual needs.

Service to meet professional expectations
Highly qualified service technicians support customers with the delivery and commissioning of machines and perform routine checks during use. This prevents downtimes and helps to optimize operating parameters. Regular checks and maintenance prolonges the life-expectancy of the machines.
- Quality service through network of technicians
- 90% of service calls result in first-time fixes
- Reliable spares service, key functional parts available for up to 15 years after series production ceases.

Customized service contracts and inspections
Miele Professional offers laboratories of all sizes tailored annual service contracts. During the terms of these contracts, Miele service technicians regularly inspect the condition of machines, depending on the type of contract. Scheduled inspection and maintenance appointments prevent breakdowns, increases the life expectancy of machines and contributes towards safeguarding investments.

Miele Limited
161 Four Valley Drive
Vaughan, ON, L4K 4V8
www.mieleprofessional.ca

Immer besser
Since 1899, Miele - a family-run company - has subscribed to a clear corporate philosophy condensed into the two words 'Forever better'. This overarching claim is the foundation of Miele's proverbial quality and sustainability and the power of innovation of a brand 'Made in Germany'. A brand promise which gives commercial users the certainty of having chosen the right product.

Award-winning
Uncompromising product reliability and service dependability is the reason why customers have repeatedly voted Miele the best and most trustworthy brand. Coveted awards such as the MX Award, the iF and reddot Design Awards and the German Sustainability Prize confirm the distinguished position Miele enjoys with respect to design, quality management and
the sparing use of resources.

Proficient
Miele Professional has been developing and manufacturing a broad range of high-quality laundry machines, dishwashers, washer-disinfectors and sterilisers for decades. Carefully selected accessories, comprehensive advisory services, and a Miele service operation which guarantees fast response times ensure that machines perform to perfection and offer the ultimate in capacity and efficiency.

Miele Professional on the web
- For detailed information on technical data, features and accessories
- Brochures on all product groups and applications available as downloads
- Detailed information, instructions and product presentations on Miele Professional's YouTube channel

Product availability, technical information and specifications subject to change without prior notice.

© Miele & Cie. KG, Gütersloh / Mat. no. xx xxx xxx / FM 19-0749 / All rights reserved 05/20