

Miele

My Brochure



HR 1924-3 LP DF

30 inch range

Dual Fuel model with M Touch.



- Network-enabled Wi-Fi appliance – Miele@home
- Plenty of space for cooking - four powerful burners
- Perfect baking and roasting results - Moisture Plus
- Ergonomic and easy operation - motorised lift-up control panel
- Precise cooking temperature – wireless precision probe

Price \$ 13,049.00**

** Excludes all applicable taxes and delivery charges

Heating type	
Dual fuel	•
Gas type	Liquid gas
Construction type	
Range	•
Appliance width in inches	30
Operating modes	
Defrost	•
Speed oven MasterChef programs	•
Auto Roast	•
Maxi Broil	•
Broil	•
Convection Bake	•
Convection Roast	•
Intensive	•
Moisture Plus	•
Slow Roasting	•
Surround	•
Browning	•
Bake	•
Convection Broil	•
Special modes	•
Design	
Colour	CleanTouch Steel
Oven display	M Touch
Convenience features	
Wireless precision probe	•
Keeping warm	•
Crisp function	•
Cooktop features	
Number of gas burners	4
Number and power rating of gas burners in BTU/h	1 x 8.000
Number and power rating of gas burners in BTU/h	1 x 12.500
Number and power rating of gas burners in BTU/h	3 x 19.500
Simmer function	•
GasStop	•

HR 1924-3 LP DF

30 inch range

Dual Fuel model with M Touch.



User convenience	
Networking with Miele@home	•
Metal knobs	•
Backlit control knobs	•
Ergonomic swivel handle	•
Motorized lift-up control panel	•
Sabbath Program	•
Language Options	•
MyMiele	•
Clock synchronization	•
Time-of-day display	•
Date display	•
Timer	•
Safety shut-off	•
Programmable cooking duration	•
Actual temperature display	•
Recommended temperatures	•
Audible signal when desired temperature is reached	•
Favourites	Yes
Individual settings	•
Timed steam bursts	•
Appliance door	
CleanGlass door	•
Door contact switch	•
SoftClose oven door	•
Oven cavity	
Oven capacity in l	4.59 (130) ft ³ (l)
Number of oven shelf levels	6
Number of halogen lights	double
TwinPower Convection Fans	•
Efficiency and sustainability	
Power-saving lighting circuit	•
Residual heat utilization	•
Rapid PreHeat	•
Cleaning convenience	
Stainless steel front with partial CleanTouch Steel finish	•
Self Clean oven	•
Heated catalyzer	•
Catalyzer	Heated
Dishwasher-safe enamelled grates	•
Cooktop surface	Black enamel

HR 1924-3 LP DF

30 inch range

Dual Fuel model with M Touch.

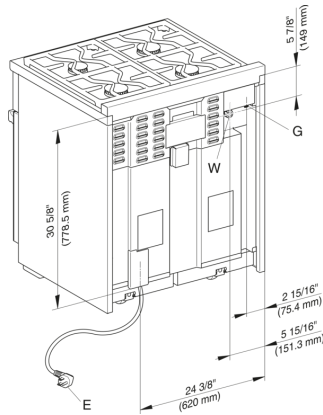


Safety	
Appliance cooling system with touch-cool fronts	•
Safety shut-off	•
System lock	•
Door contact switch	•
Door lock during SelfClean	•
Technical data	
Appliance width in mm	30 (762)
Appliance height in mm (min.)	37 1/8 (942)
Appliance height in mm (max.)	38 5/8 (980)
Dimensions in mm (depth) with bullnose	27 3/4 (702)
Voltage in V	120
Voltage convertible in V	240/208
Fuse rating in A	30
Number of phases	1
Fresh-water connection for Moisture Plus	•
Accessories supplied	
Anti-splash insert	1
Self Clean ready wire rack	2
Self Clean ready wire rack with rail system	1
Self Clean ready side racks	1
	1

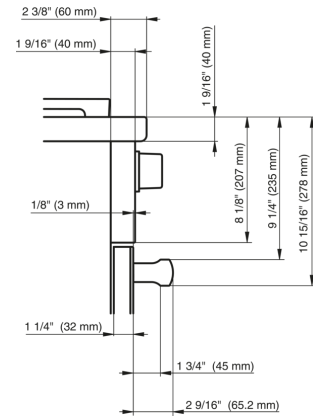
HR 1924-3 LP DF

30 inch range

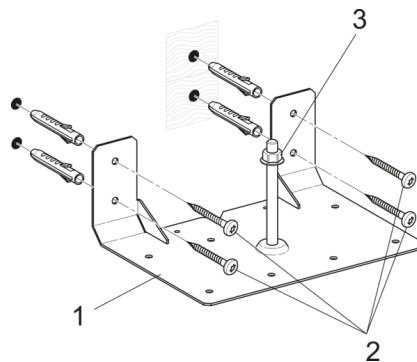
Dual Fuel model with M Touch.



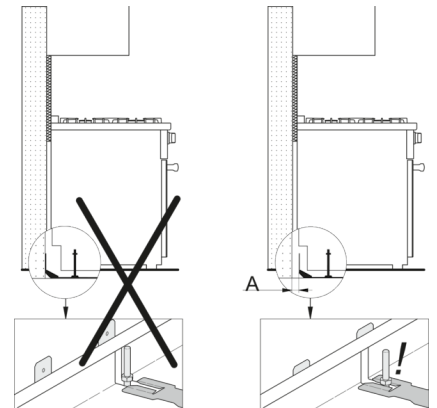
E = Electric Connection, W = Water connection, G = Gas connection



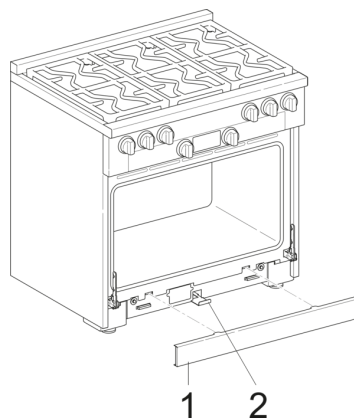
(x) = Toe-kick height adjustment 5" - 6 1/2" (127 mm - 165.1 mm)



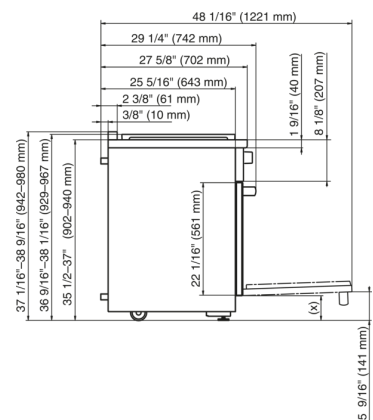
1 Anti-tip device , 2 Screws, 3 Locking nut



A = Distance between the rear of the range to the supporting wall



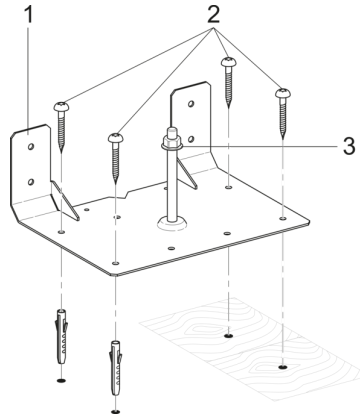
1 Toe kick cover , 2 Locking clamp



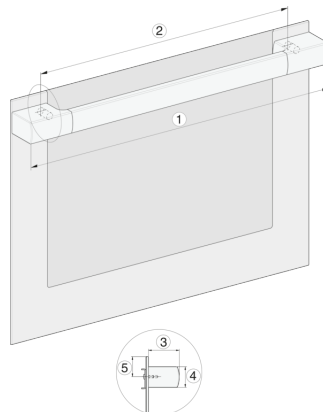
(x) = Toe-kick height adjustment 5" - 6 1/2" (127 mm - 165.1 mm)

30 inch range

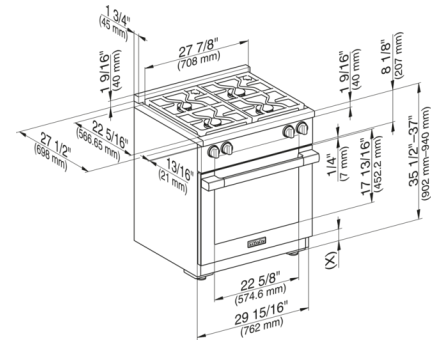
30 inch range
Dual Fuel model with M Touch.



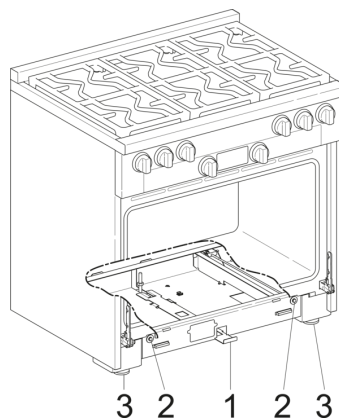
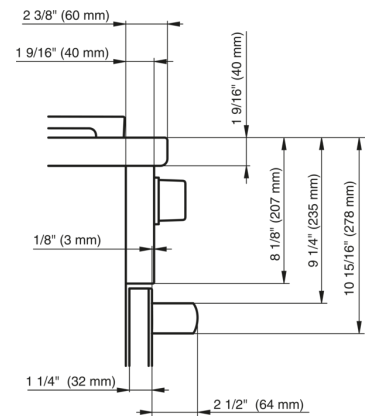
1 Anti-tip device , 2 Screws, 3 Locking nut



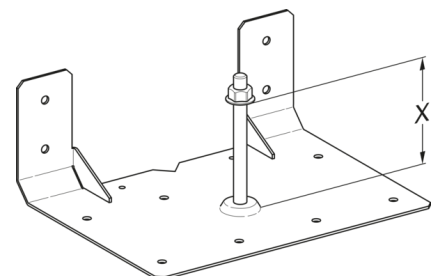
30", 20 3/4" / 527,6 mm, 16 5/8" / 422,6 mm, 2 1/2" / 64 mm, 1 11/16" / 43 mm, 1 11/16" / 42,5 mm, , 36", 28 9/16" / 725 mm, 22 5/8" / 575 mm, 2 1/2" / 64 mm, 1 11/16" / 43 mm, 1 11/16" / 42,5 mm



(x) = Toe-kick height adjustment 5" - 6 1/2" (127 mm - 165.1 mm)



1 Anti-tip device , 2 Screws, 3 Locking nut

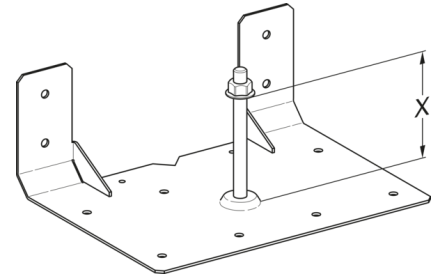
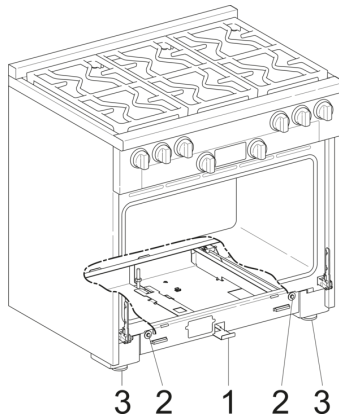


X 3 13/16" (97 mm): HR1124, HR1134, HR1135, HR1136, HR1724, HR1924, HR1934, HR1935, HR1936, HR1954, HR1955, HR1956, X 3 1/4" (82 mm): HR1134-2, HR1134-3, HR1135-2, HR1135-3, HR1136-2, HR1136-3, HR1924-

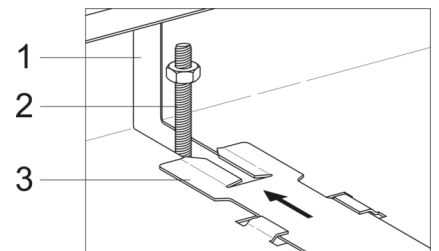
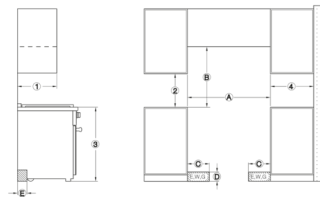
HR 1924-3 LP DF

30 inch range

Dual Fuel model with M Touch.



2, HR1924-3, HR1934-2, HR1934-3, HR1935-2, HR1935-3, HR1936-2, HR1936-3, HR1954-2, HR1954-3, HR1955-2, HR1955-3, HR1956-2, HR1956-3



Maximum depth of top cabinet , Minimum distance to bottom edge of top cabinet , Distance from the floor to cooktop surface, Minimum distance to combustible surfaces , , E = Electric connection, W = Water connection, G = Gas connection , , (A) Width of cabinet opening, (B) Minimum distance between the top of the cooking area and the bottom of an unprotected combustible surface. Minimum distance to a protected combustible surface or when a Miele Ventilation Hood is installed. For all other Hoods please consult the manufacturer's specifications for required distances., (C) Maximum connection width right and left , (D) Maximum connection height , (E) Maximum connection depth

1 Opening in the range housing , 2 Bolt of the anti-tip device , 3 Locking clamp with slot

Miele Experience Centres

1.866.758.0462

MieleCentre.ca

Vancouver

Calgary

Toronto

Yorkdale (Toronto)

Montreal

Questions about your Miele Appliances?

Please visit: miele.ca/contact

Tel: 1.800.565.6435

miele.ca

Please note:

Product information and prices are subject to change without notice. Please refer to the latest information on miele.ca.